



ASSEMBLY INSTRUCTIONS
COASTER FINE FURNITURE



Fine Furniture for every stage of life

923303
Table Lamp

ITEM:923303

ASSEMBLY INSTRUCTION



ASSEMBLY TIPS

- 1.Remove hardware form box and sort by size.
- 2.Pease check to see that all hardware and parts are present polor to the start of assembly.
- 3.Please follow attached instructions in the sequence indicated to assure fast and easty assembly.

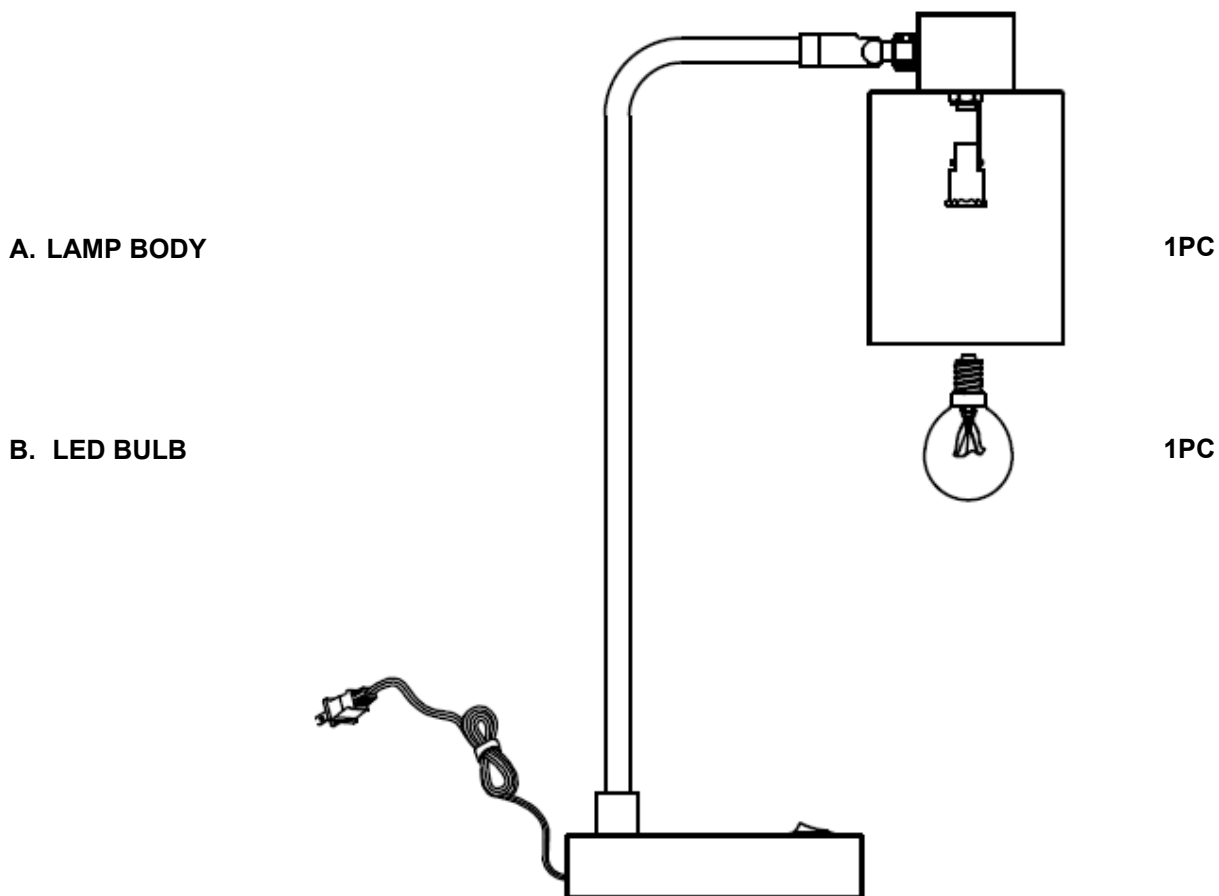


Warning!

Do not attempt to repair or modify parts that are broken or defective.Please contact the store immediately.
This product is for home use only and not intended for commercial establishment.

ASSEMBY TIME PER UNIT: 5 MINUTES

PARTS IDENTIFICATION



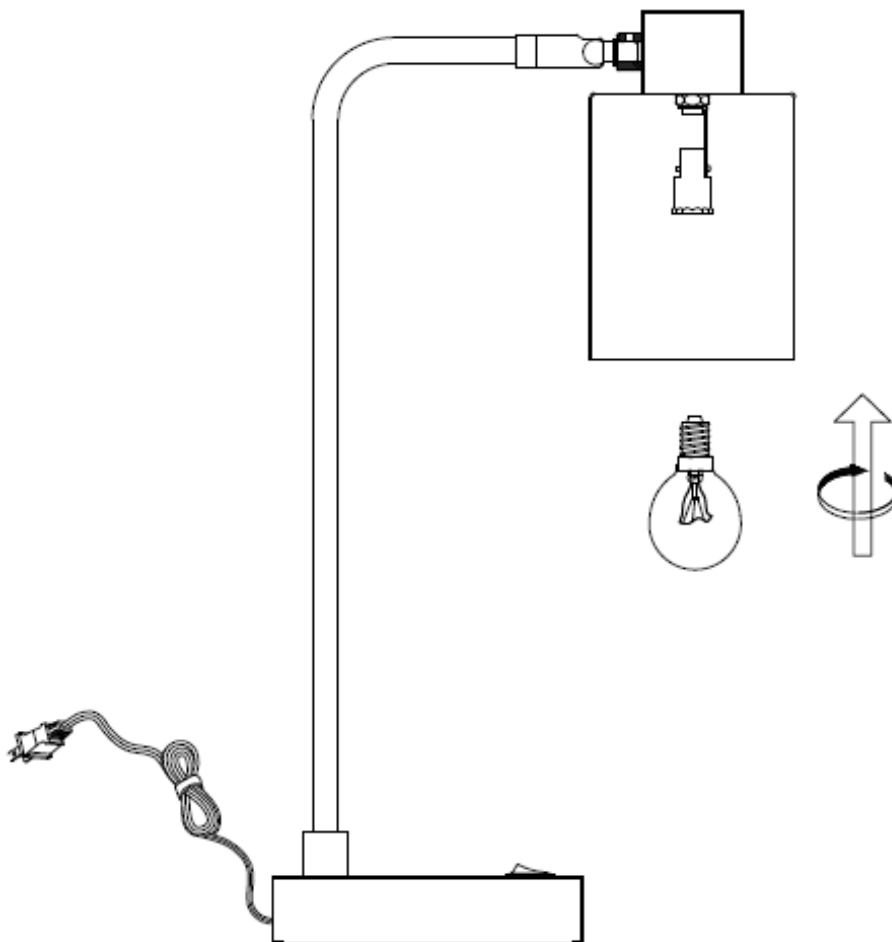
As a safety feature, and to reduce the risk of electric shock, this portable lamp includes a polarized plug (one blade is wider than the other). The plug will fit into a polarized outlet in a single direction only. If the plug does not fit fully in the outlet, reverse the plug and try again.

If it still does not fit, contact a qualified electrician. **DO NOT** use with an extension cord unless, can be fully inserted. **DO NOT** alter the plug.

Table lamp:Type G LED bulb 2W

ITEM:923303

ASSEMBLY INSTRUCTIONS



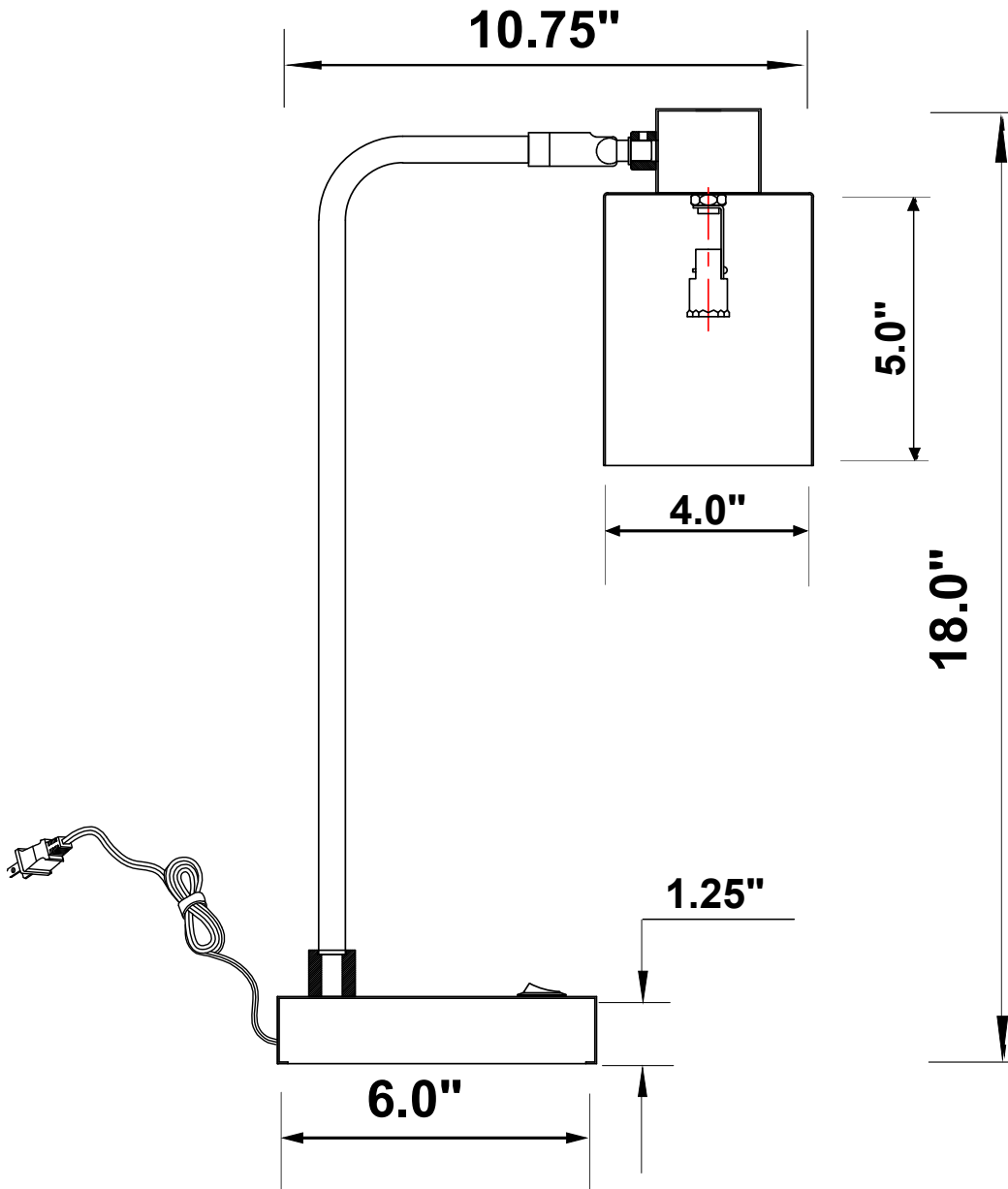
As a safety feature, and to reduce the risk of electric shock, this portable lamp includes a polarized plug (one blade is wider than the other). The plug will fit into a polarized outlet in a single direction only. If the plug does not fit fully in the outlet, reverse the plug and try again.

If it still does not fit, contact a qualified electrician. **DO NOT** use with an extension cord unless, can be fully inserted. **DO NOT** alter the plug.

Table lamp:Type G LED bulb 2W 

ITEM:923303

PRODUCT/PART DIMENSIONS



As a safety feature, and to reduce the risk of electric shock, this portable lamp includes a polarized plug (one blade is wider than the other). The plug will fit into a polarized outlet in a single direction only. If the plug does not fit fully in the outlet, reverse the plug and try again. If it still does not fit, contact a qualified electrician. DO NOT use with an extension cord unless, can be fully inserted. DO NOT alter the plug.

Table lamp: Type G LED bulb 2W