

# ASSEMBLY INSTRUCTION

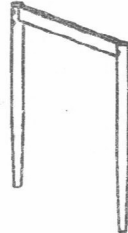
1.- 1 PC.



2.- 1 PC.



3.- 1 PC.



4.- 1 PC.



5.- 1 PC.



A. M6 x 40- 2 PCS.



B. M6 x 15- 4 PCS.



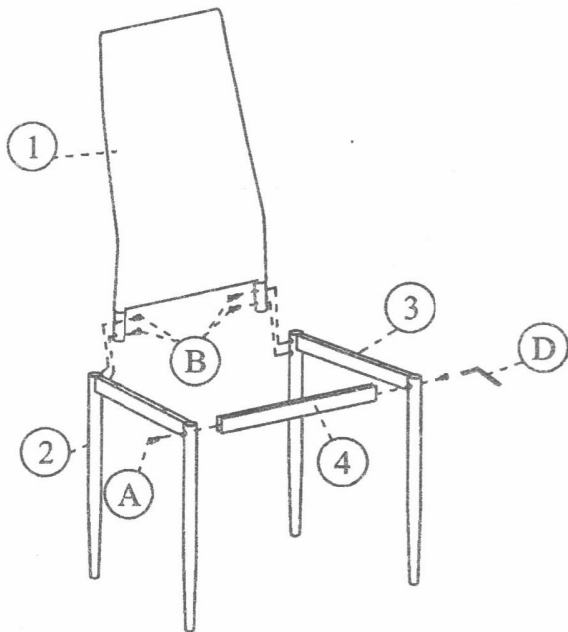
C. M4 x 45- 4 PCS.



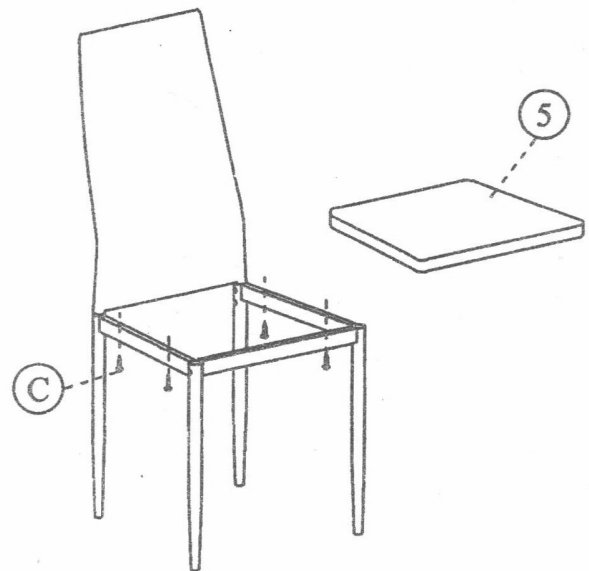
D. M4- 1 PC.



1



2



3

