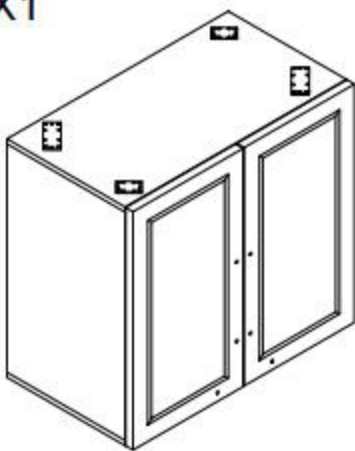









AX1 		BX4 	CX2 		
H1X16 	H2X16 	H3X6 	T1 	T2 	Extra Hardware H1-2pcs H2-2pcs H3-2pcs

- Note:
1. Please do not tight any bolt unless all bolts are fixed at their respective places.
 2. After fixing the bolts tighten them simultaneously.
 3. Matching Parts Bolt (example AtoA)
 4. Two person assembly required.

1

