

Features

- One-piece, self-contained ceramic disc valve allows both volume and control
- Clicker drain with tailpiece and overflow
- 5-11/16" (144 mm) spout reach
- 1.2 gpm (4.5 lpm) maximum flow rate at 60 psi (4.14 bar)
- Single lever handle allows for both on/off activation and temperature setting
- KOHLER® ceramic disc valves exceed industry longevity standards for a lifetime of durable performance
- Laminar flow
- Flexible supplies for simplified installation
- This product can help a building earn Water Efficiency points in LEED® Green Building Rating System

Material

- Brass
- KOHLER® finishes resist corrosion and tarnishing

Installation

- Flexible connections for easy installation
- Single hole

Recommended Products/Accessories

- K-23726 Drain treatment
- K-23723 Faucet cleaner
- K-72567 18" Towel Bar
- K-72568 24" Towel Bar
- K-72570 24" Double Towel Bar
- K-72571 Towel Ring
- K-72572 Robe Hook
- K-72573 Pivoting toilet paper holder
- K-72576 Toilet paper carriage
- K-75449 Escutcheon plate



Codes/Standards






ASME A112.18.1/CSA B125.1
NSF/ANSI/CAN 61
NSF/ANSI/CAN 372
All applicable US Federal and State material regulations
DOE - Energy Policy Act 1992
EPA WaterSense®
California Energy Commission (CEC)
ADA
ICC/ANSI A117.1
CSA B651
OBC
IAPMO Certification

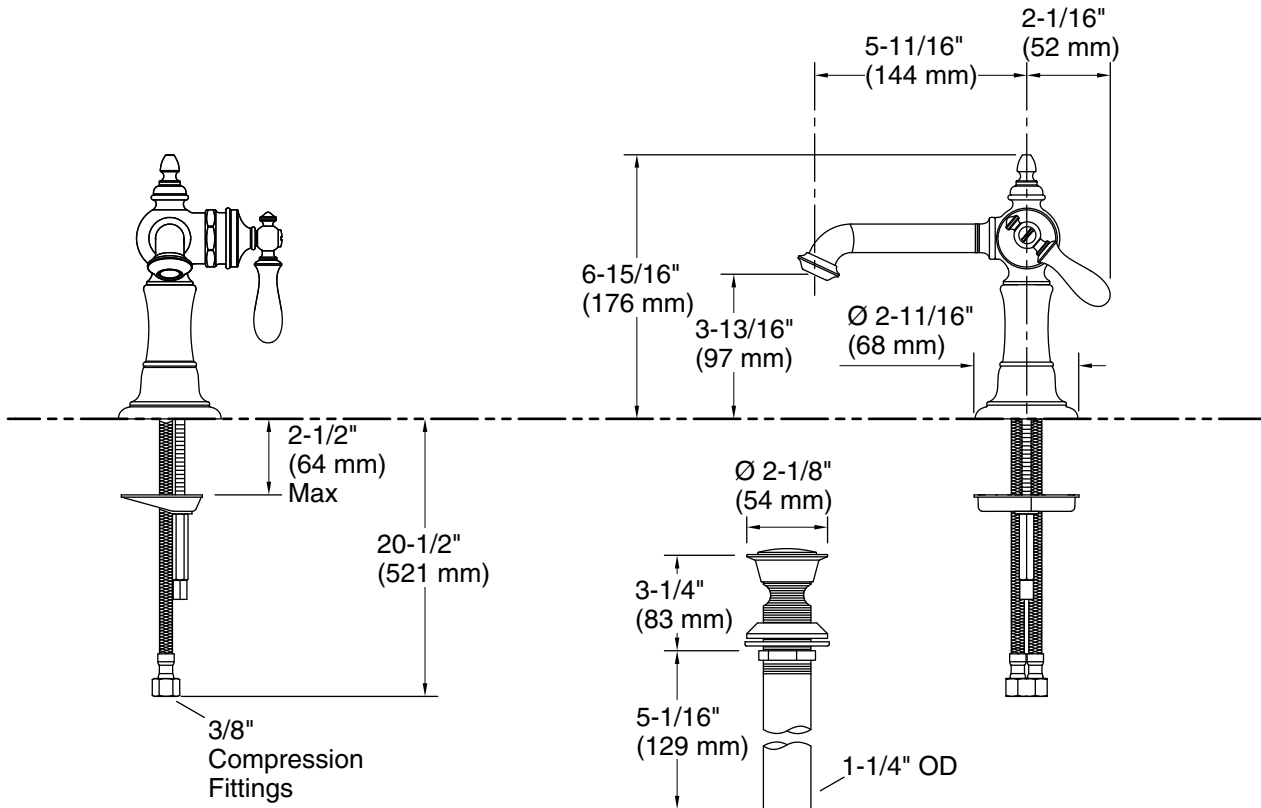
KOHLER® Faucet Lifetime Limited Warranty

See website for detailed warranty information.

Available Colors/Finishes

Color tiles intended for reference only.

Color	Code	Description
	CP	Polished Chrome
	SN	Vibrant® Polished Nickel
	AF	Vibrant® French Gold
	BN	Vibrant® Brushed Nickel
	BV	Vibrant® Brushed Bronze



Technical Information

All product dimensions are nominal.

Faucet:

Flow rate: 1.2 gal/min (4.5 l/min)

Drain included: Yes

Drain with overflow: No

Spout:

Spout reach: 5-11/16" (145 mm)

Handshower:

Rated maximum flow: 0 gal/min (0 l/min)

Notes

Install this product according to the installation guide.

ADA compliant for handles only.

ADA, OBC, CSA B651 compliant when installed to the specific requirements of these regulations.