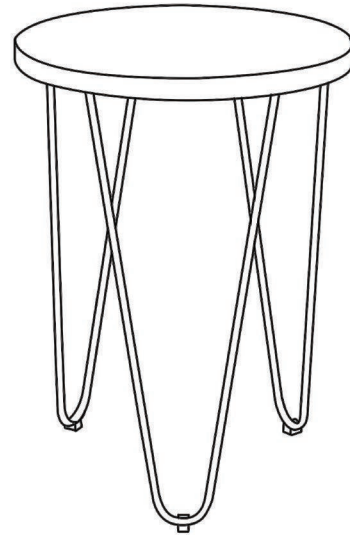


# ASSEMBLY INSTRUCTIONS

Side Table



Should you prefer to  
speak with a customer  
service representative,  
you may call toll free.

# Guidelines

## **FAILURE TO FOLLOW THESE WARNINGS WHEN IN USE COULD RESULT IN INJURY**

---

- Do not stand on the item or use as a step ladder.
- Do not use this item unless all bolts and screws are firmly secured and fastened.
- Check all bolts and screws every 90 days. As necessary tighten if any are loose.
- Lift up then move. Pushing over or dragging this product can result in an injury or cause damage to the floor and outdoor piece.

## **Pre-Assembly Preparation:**

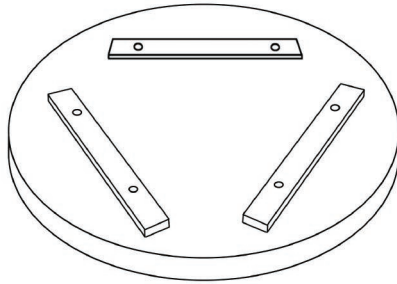
Please read through this instruction booklet before beginning assembly of this item.

### **Two adults are recommended for assembly.**

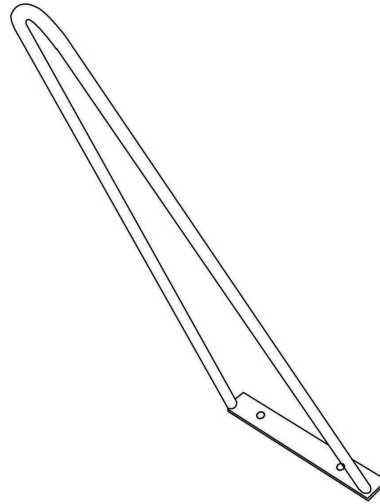
- Clear out the space for assembly and lay out all parts on Parts List, extra room will allow you to easily determine if all the pieces are present.
- Save all packing materials until assembly is complete to avoid accidentally discarding smaller parts or hardware.
- Keep small parts and pieces away from children and pets until fully assembled.
- Please check for any loose screws and tighten them before you use.

**WARNING : DO NOT LET CHILDREN PLAY IN OR AROUND THE UNIT DUE TO THE POSSIBLE RISK OF INJURY.**

# Parts List



1. Top (1pc)



2. Legs (3pcs)



A. Bolts M8x20MM (6pcs)

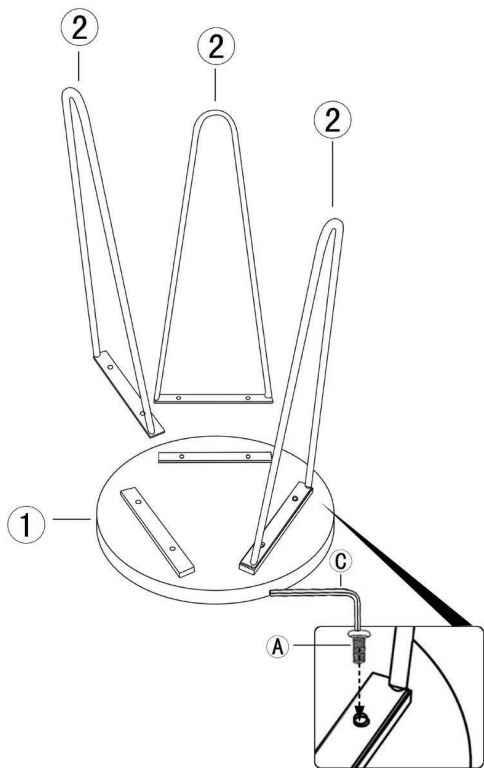


B. Pad (3pcs)

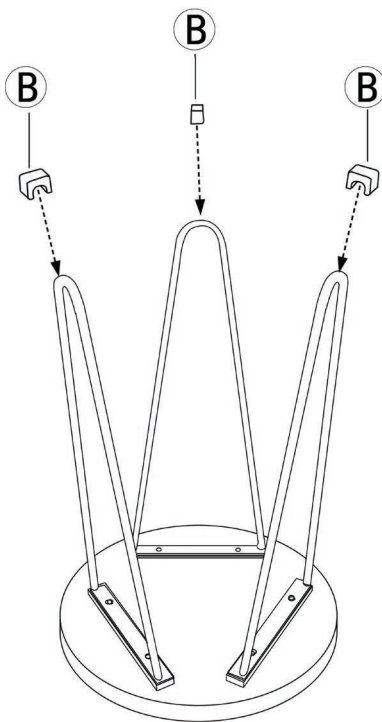


C. Allen Key (1pc)

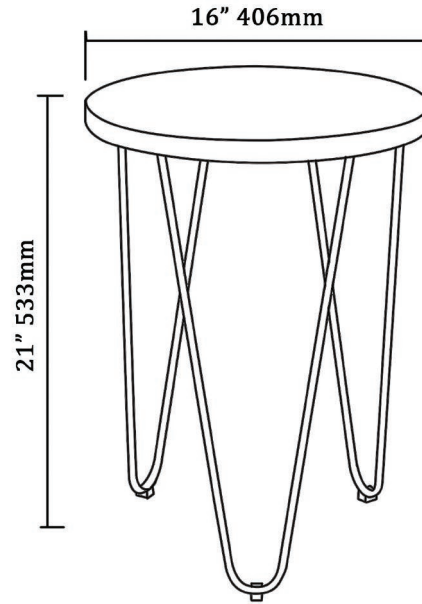
- Step 1--**
1. Ensure all parts have been removed from the carton and place on a protected surface or carpet.
  2. Check all parts and hardware are the same as the “Parts List”.
  3. Attach Legs (2) x3 to Top (1), secure using Bolt (A) by using Allen Key (C).



**Step 2--** Attach Pad (B) on the bottom of Leg as below image.



Periodically (every 90 days) make sure that the bolts are still fully tightened.  
ATTENTION : Be certain that all bolts are fully tightened before using table.



**Product Dimension**



# Limited Warranty

The product you have purchased is warranted against defects in material and workmanship while owned by the “Original Purchaser”. The term “Original Purchaser” is defined as that party or entity which purchases these products from an authorized dealer or retailer as shown by the original sales receipt. This warranty does not apply too “as is” or previously owned products.

The manufacturer warrants its products to be free from defects in materials and workmanship (normal wear and tear, fading and stretching excepted), for one year from the date of purchase, except as provided below under the limited warranty.

This warranty gives you specific rights, and you may also have other rights, which vary from state to state (or country to country). All warranties are limited to the Original Purchaser for normal use.

The exceptions or exclusions to this warranty are:

- Upholstery material and foam cushion material is warranted against defects in material and workmanship for a period of one year, beginning on the date of purchase as shown on the original sales receipt.
- Any warranty claim that is submitted after the limited warranty period, or without proper proof of purchase will not include the cost of parts, labor, or delivery on the warranted parts within a reasonable amount of time. We reserve the right to require damaged parts to be returned to us upon request. Natural markings such as scars, brands, grain variations, wrinkles, color variations, etc. will be considered normal characteristics and not construed as defects.
- For claims or questions concerning this warranty, please contact the Customer Service Department on the web. Be prepared to provide your name, address, daytime phone number, the model and purchase order number of the product, date of purchase, and the retailer purchased from. The manufacturer requires that the original sales receipt be submitted with all requests to confirm that you are the Original Purchaser according to our written warranty.