

# DOUBLE CURVED SHOWER ROD

JS JACKSONSUPPLIES

## WHAT'S INCLUDED IN THE BOX

- Curved shower rod
- Drywall anchors (x4)
- Brackets (x2)
- 1.5" long screws (x4)
- L-shaped wrench

## MATERIALS & TOOLS NEEDED

- A pencil
- Stud finder
- Drill
- 1/8" or 5/16" drill bit
- Screw driver

**Step 1:** Take all pieces out from the box and place it on the floor. Attach brackets at each end of the rod and adjust the bracket to the correct position. Then tighten the bracket with included L-shaped wrench (see Fig. 1).

**Step 2:** (You will need someone to assist you for the marking process in this step). Hold the assembled rod up to desired position that you would like to install. Use a pencil to mark down the bracket locations (see Fig. 2).

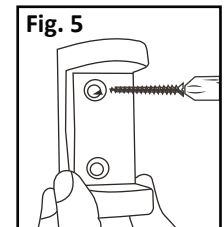
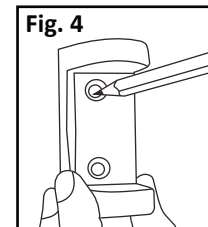
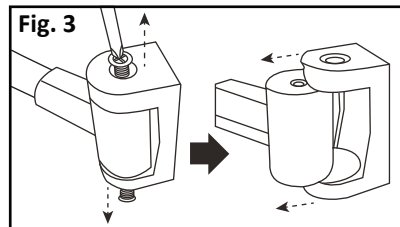
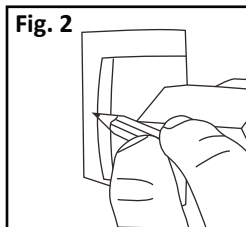
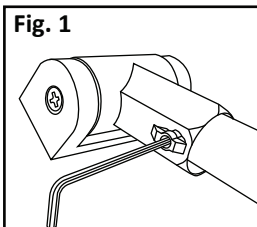
**Step 3:** Remove screws from one of hinged mounting bracket (see Fig. 3). Then use bracket to mark drill hole locations on each side (see Fig. 4).

**Step 4: Drill the marked holes (NOTE: Before drilling the holes, use stud finder to locate a stud behind wall)**

**If the desired location is without stud behind the wall:** Pre-drill holes as marked with 5/16th bit (a masonry bit might be needed if attaching the rod to tile). Push the drywall anchor in the hole and tap it gently into place until the head of the anchor flushes up with the wall. Then mount the wall brackets with provided screws and drywall anchors (see Fig. 5).

**If the desired location has stud behind the wall:** Pre-drill holes as marked with 1/8th bit. Mount the wall brackets with provided screws (drywall anchor is not necessary) (see Fig. 5).

**Step 5:** Attach the bracket back to rod and tighten all the screws.



We take pride in our customer service and your satisfaction is very important to us. If you have any questions or problems, please contact us at [help@jsupplies.com](mailto:help@jsupplies.com). Thank you for your business.

SKUS: 116267 | 163 JS6342CP 116266 | 163 JS6342BN  
116265 | 163 JS6342BLK 116268 | 163 JS6342ORB



**WARNING:** Cancer and  
Reproductive Harm -  
[www.P65warnings.ca.gov](http://www.P65warnings.ca.gov)

© JS JACKSON SUPPLIES  
GLENDALE HEIGHTS, IL 60148  
MADE IN CHINA

ID: 34028 | Rev. 12/18/2023