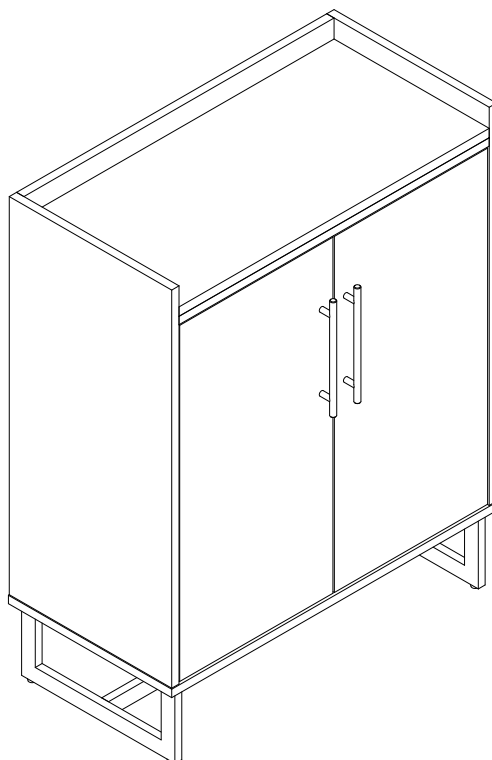

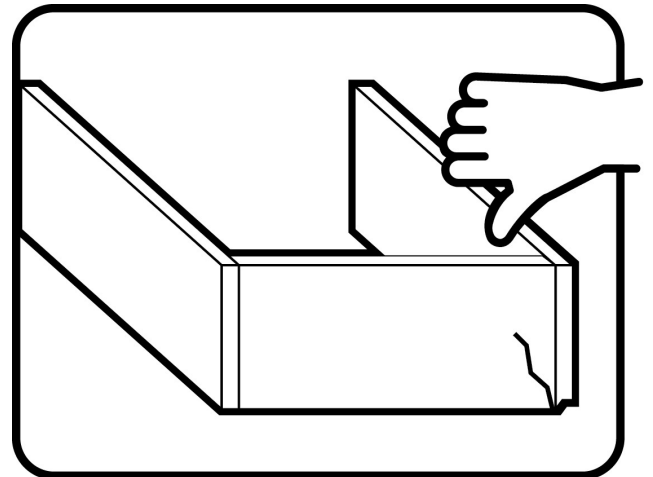
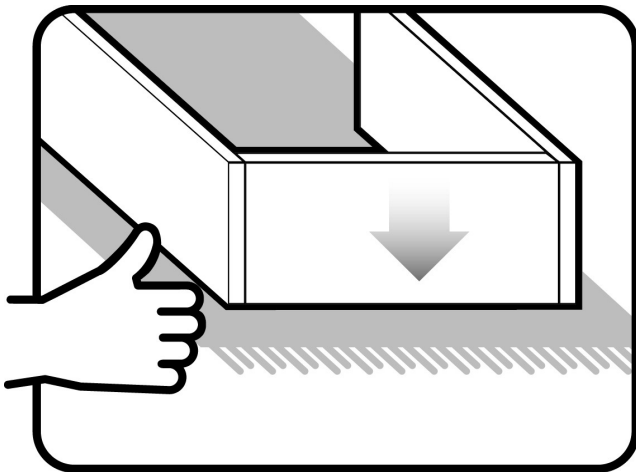

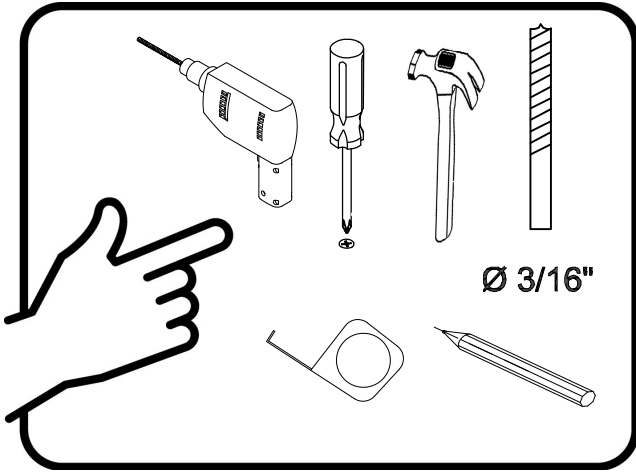


Assembly | Asambla | Assemblage

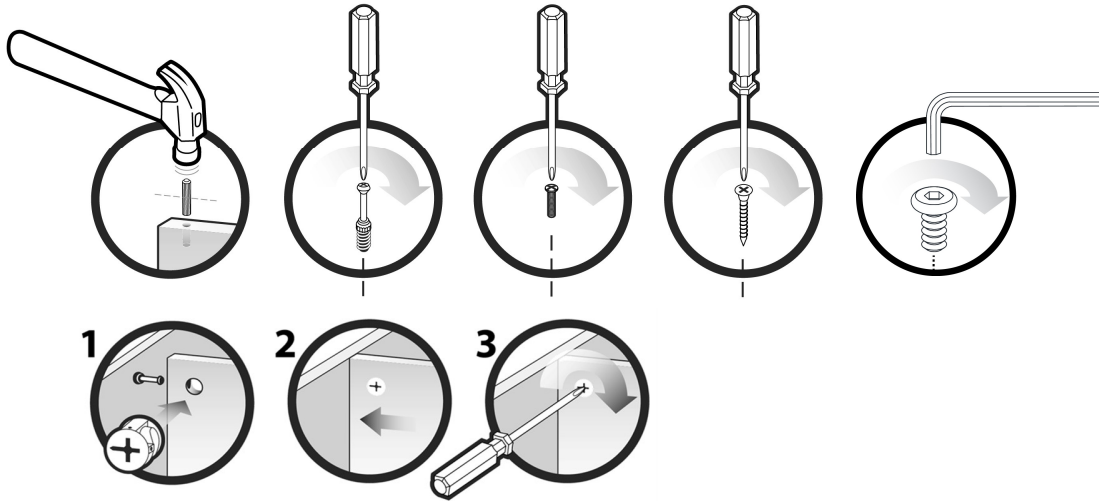


Assembly | Asamblea | Assemblage




Assembly | Asamblea | Assemblage

Techniques | Técnicas | Techniques



Care | Cuidado | Entretien



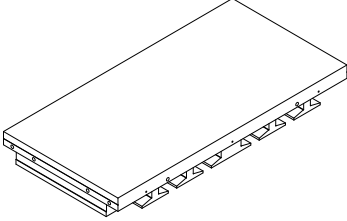
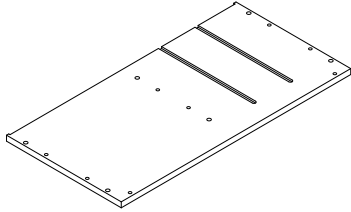
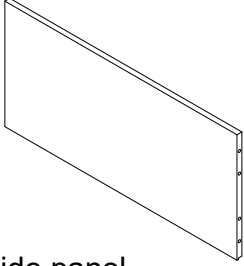
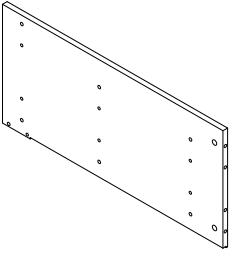
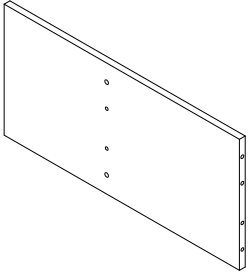
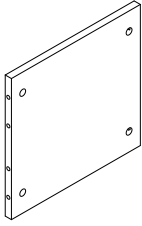
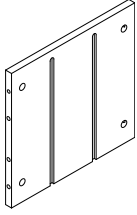
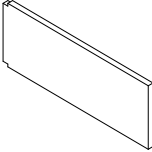
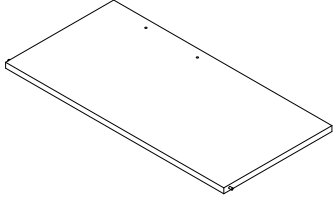
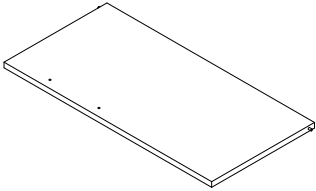
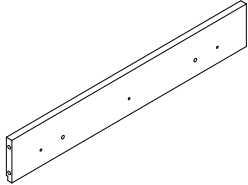
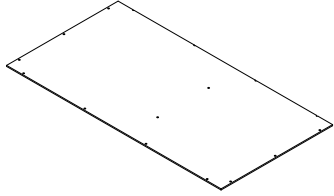
Safety | Seguridad | Sécurité



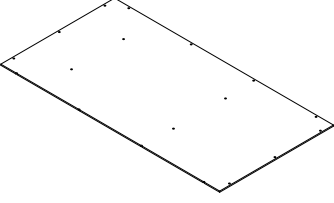
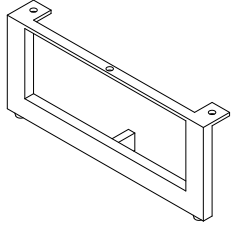
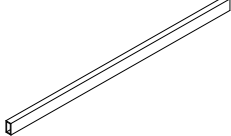
Note! | ¡Nota! | Remarque!




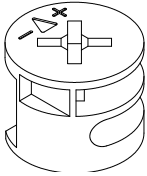
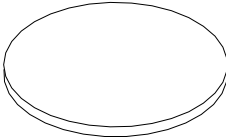
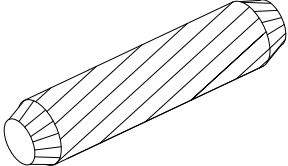
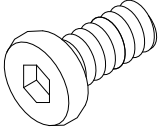
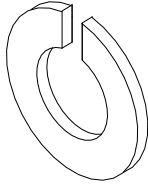
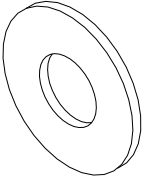
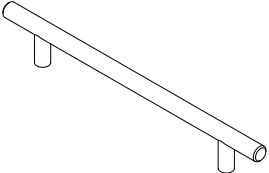

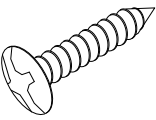
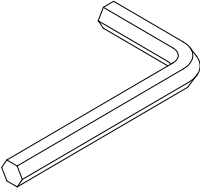
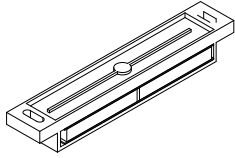
Assembly | Asambla | Assemblage

<p>A x1</p>  <p>Top panel</p>	<p>B x1</p>  <p>Bottom panel</p>	<p>C x1</p>  <p>Left side panel</p>
<p>D x1</p>  <p>Right side panel</p>	<p>E x1</p>  <p>Middle vertical panel</p>	<p>F x2</p>  <p>fixed panel</p>
<p>G x1</p>  <p>Right lower fixed panel</p>	<p>H x2</p>  <p>Small Middle vertical Panel</p>	<p>I x1</p>  <p>Left door panel</p>
<p>J x1</p>  <p>Right door panel</p>	<p>K x1</p>  <p>Back upper cross panel</p>	<p>L x1</p>  <p>Left Back panel</p>


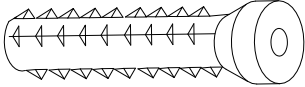
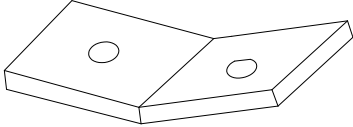
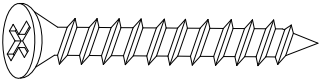
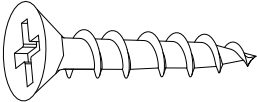

Assembly | Asambla | Assemblage

<p>M x1</p>  <p>Right Back panel</p>	<p>N x2</p>  <p>Leg frame</p>	<p>O x1</p>  <p>Connect bar</p>
---	--	--

Assembly | Asambla | Assemblage

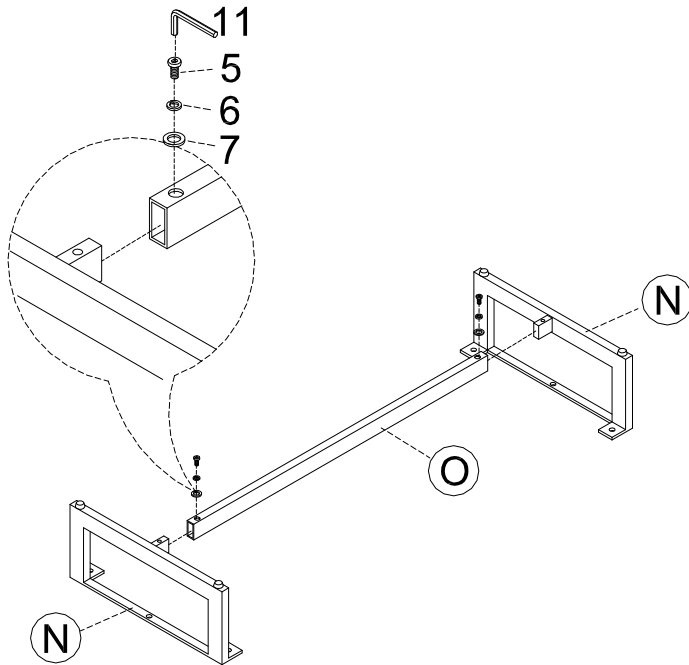
<p>1 x26</p>  <p>Cam bolt</p>	<p>2 x26</p>  <p>Cam lock</p>	<p>3 x8</p>  <p>Cover</p>
<p>4 x28</p>  <p>Wood dowel $\phi 8 \times 30 \text{mm L}$</p>	<p>5 x8</p>  <p>Bolt $\phi 1/4 \times 5/8 \text{ L}$</p>	<p>6 x8</p>  <p>Spring washer $\phi 1/4 \text{ L}$</p>
<p>7 x8</p>  <p>Flat washer $\phi 1/4 \times 16 \text{mm L}$</p>	<p>8 x2</p>  <p>Handle</p>	<p>9 x4</p>  <p>Bolt $\phi 5/32 \times 19 \text{mm L}$</p>
<p>10 x32</p>  <p>Screw $\phi 3 \times 14 \text{mm L}$</p>	<p>11 x1</p>  <p>Allen wrench 4 mm</p>	<p>12 x1</p>  <p>Magnet</p>





Assembly | Asambla | Assemblage

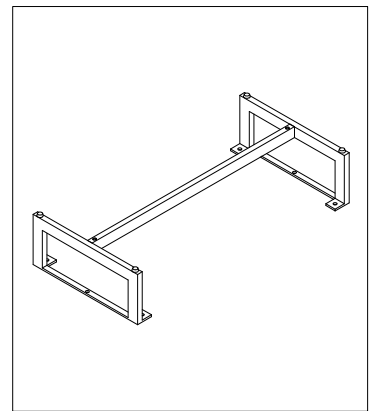
13	x3	14	x2	15	x4
					
Screw	$\phi 8 \times 32 \text{mm L}$	Anchor		Bracket	
16	x2	17	x2	18	x2
					
Screw	$\phi 8 \times 38 \text{mm L}$	Screw	$\phi 8 \times 19 \text{mm L}$	Tie	

Assembly | Asambla | Assemblage

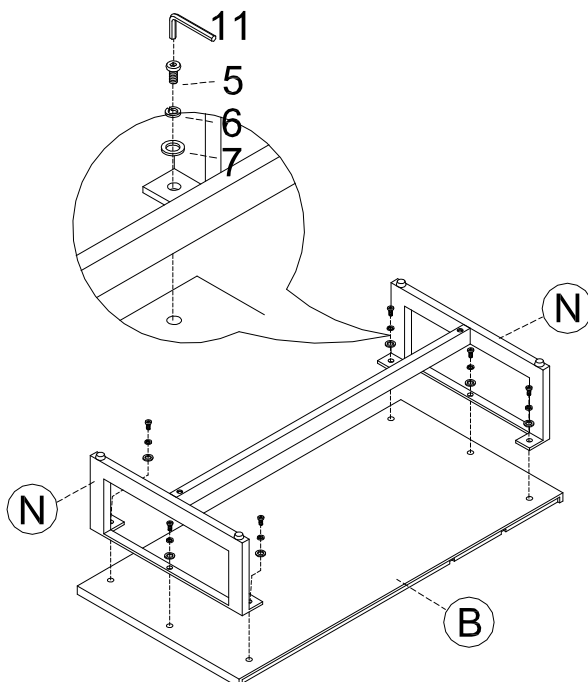
1






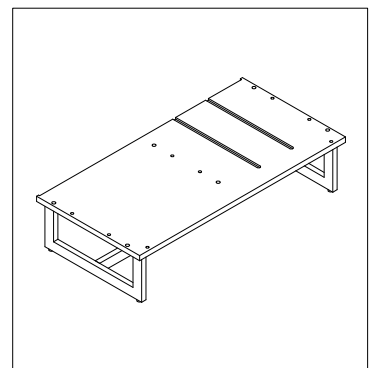
5		x 2
6		x 2
7		x 2
11		x 1



2

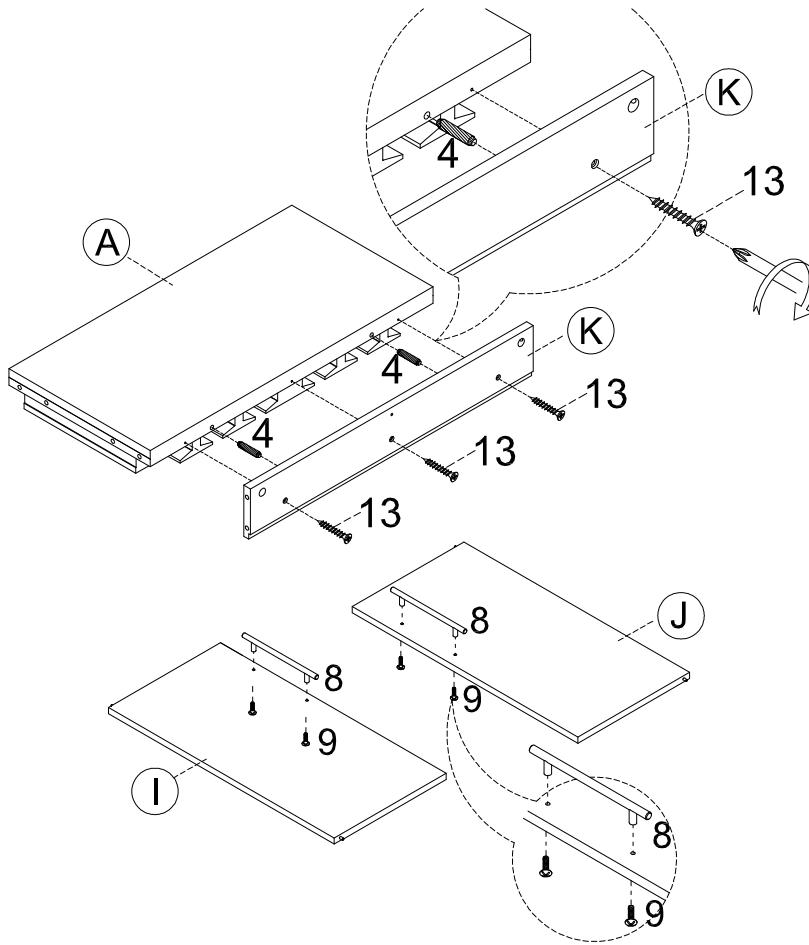


5		x 6
6		x 6
7		x 6

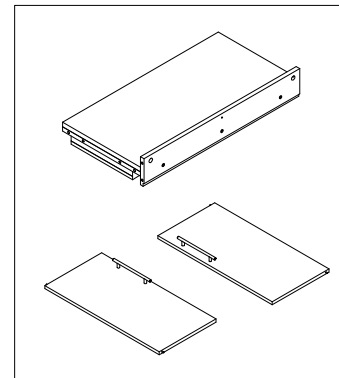


Assembly | Asambla | Assemblage

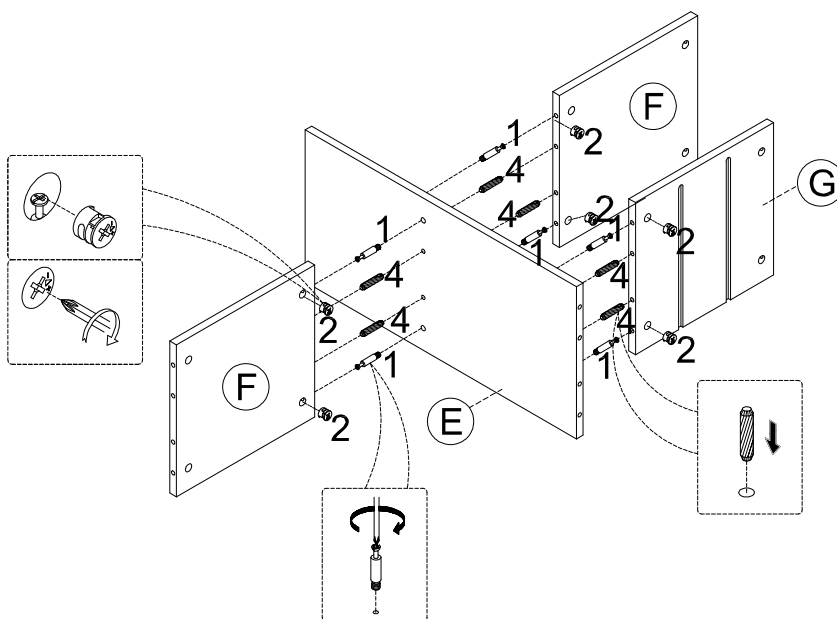
3



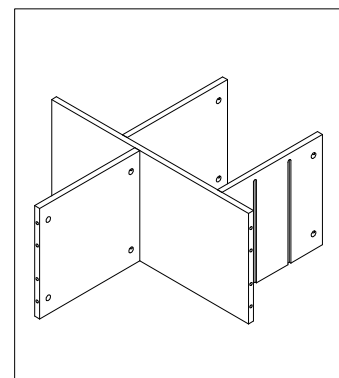
4		x 2
8		x 2
9		x 4
13		x 3



4

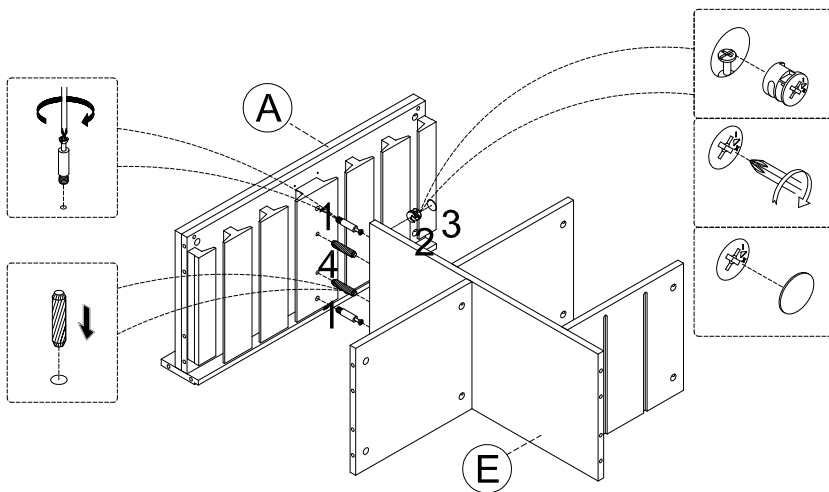






1		x 6
2		x 6
4		x 6

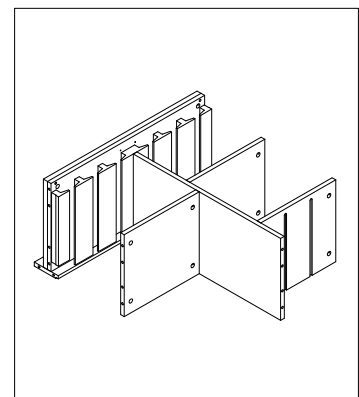


Assembly | Asambla | Assemblage

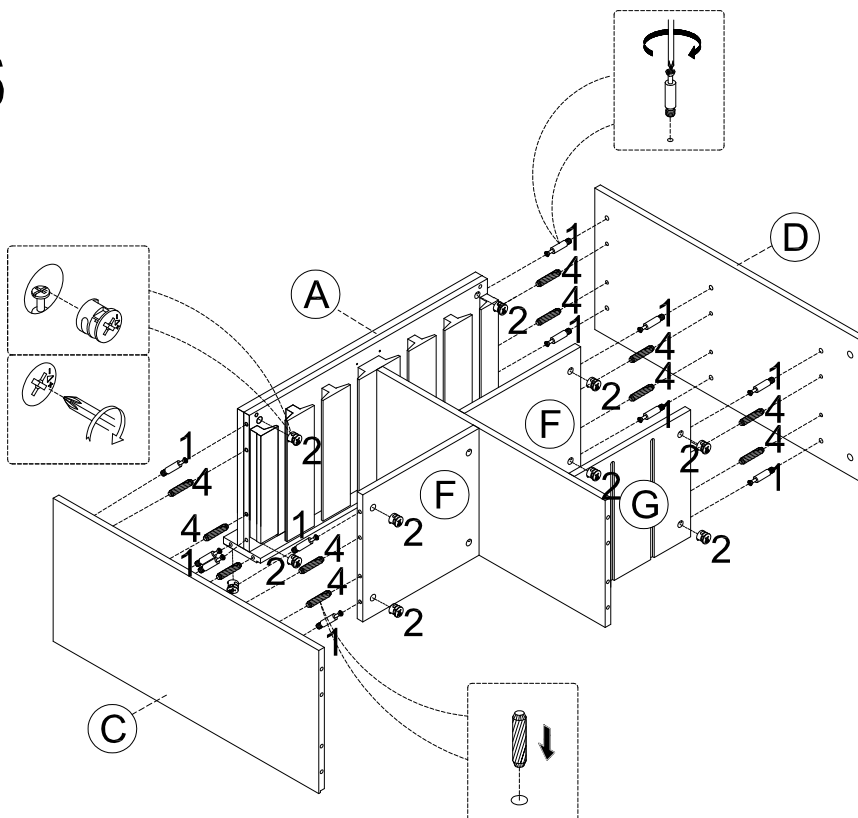
5






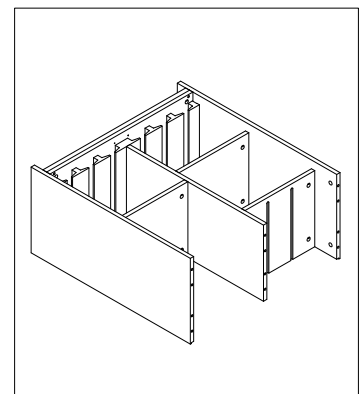
1		x 2
2		x 2
3		x 2
4		x 2



6

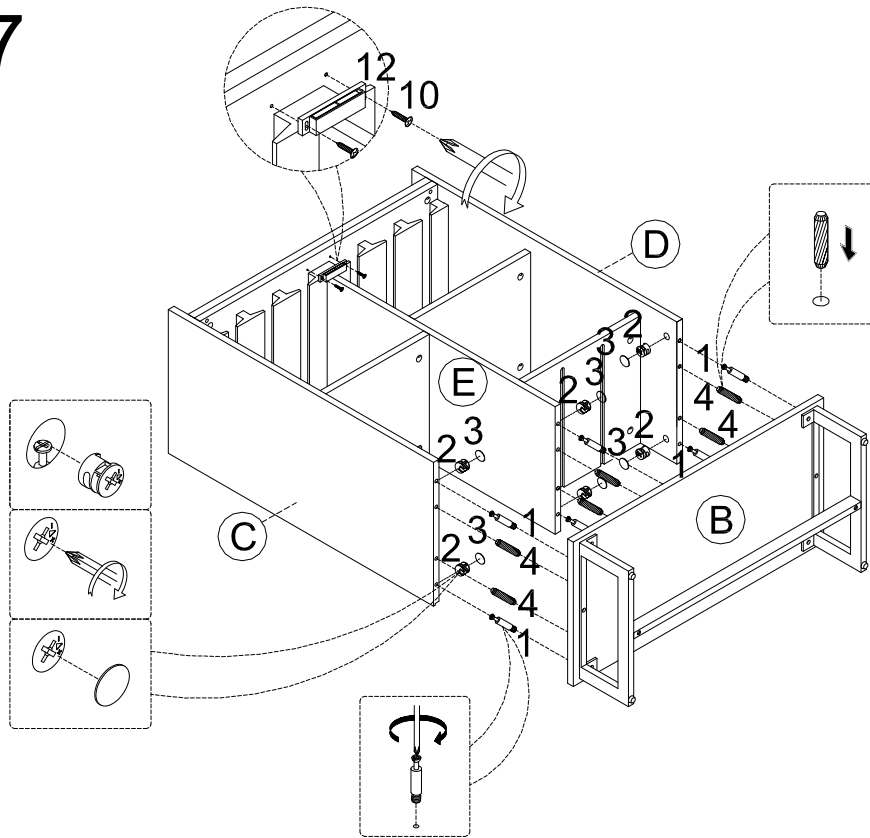


1		x 12
2		x 12
4		x 12

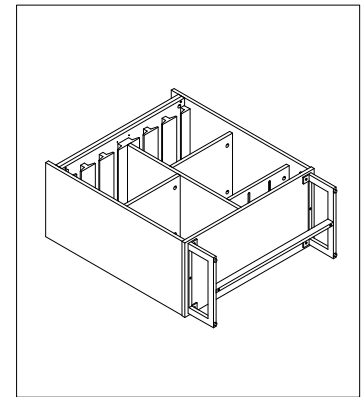


Assembly | Asambla | Assemblage

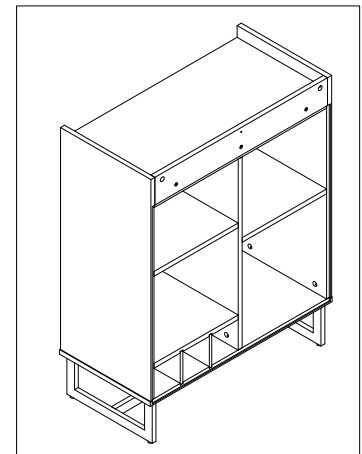
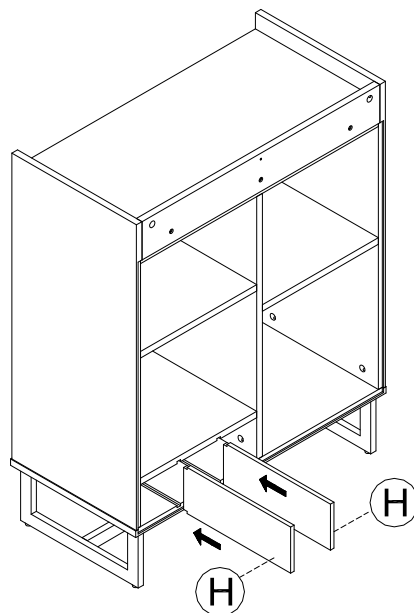
7



1		x 6
2		x 6
3		x 6
4		x 6
10		x 2
12		x 1




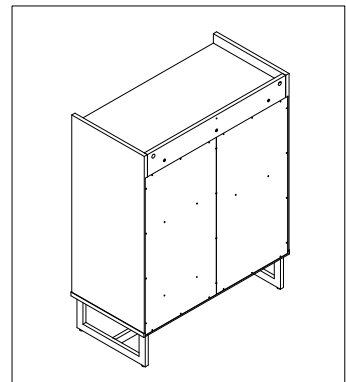
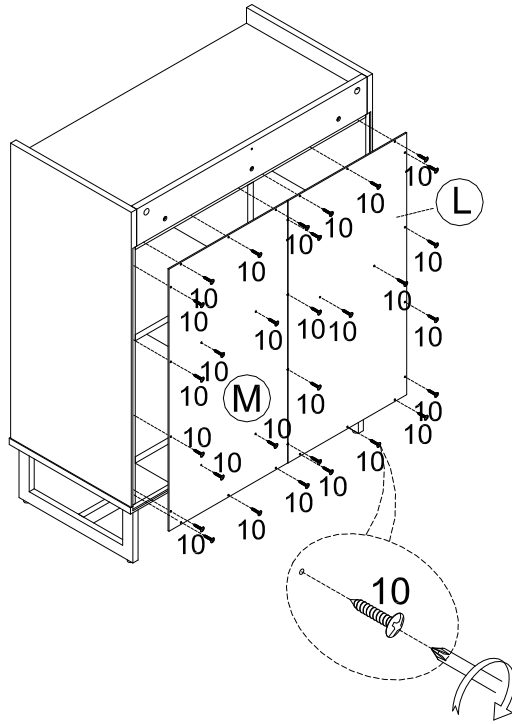
8



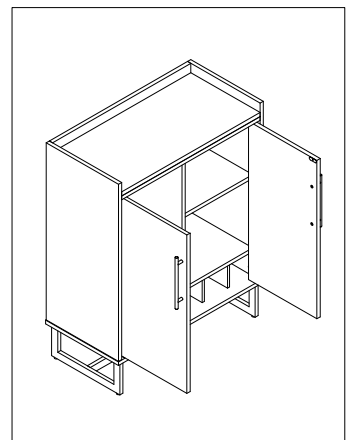
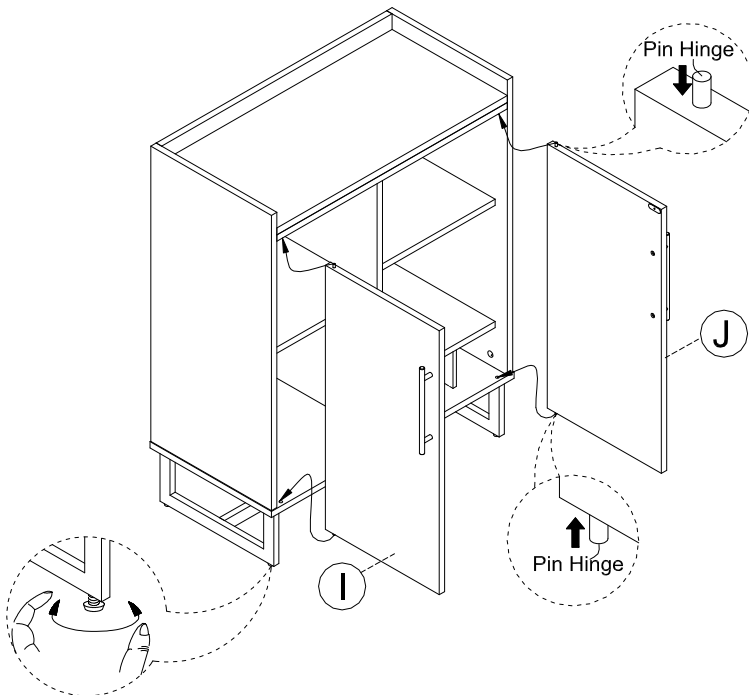
Assembly | Asambla | Assemblage

9

10		x 30
----	---	------

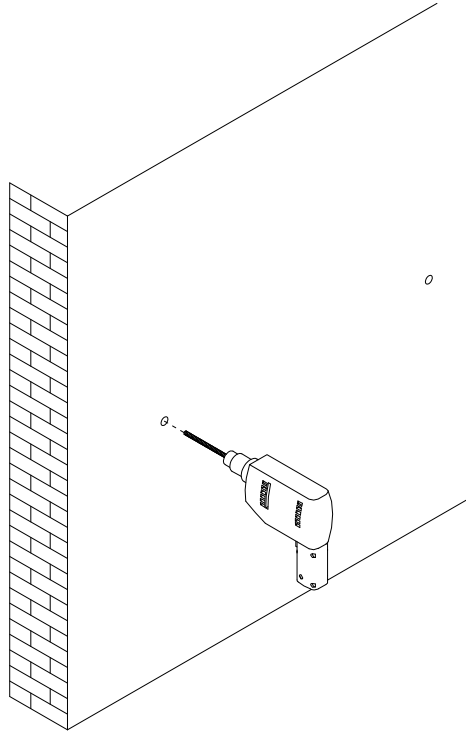


10

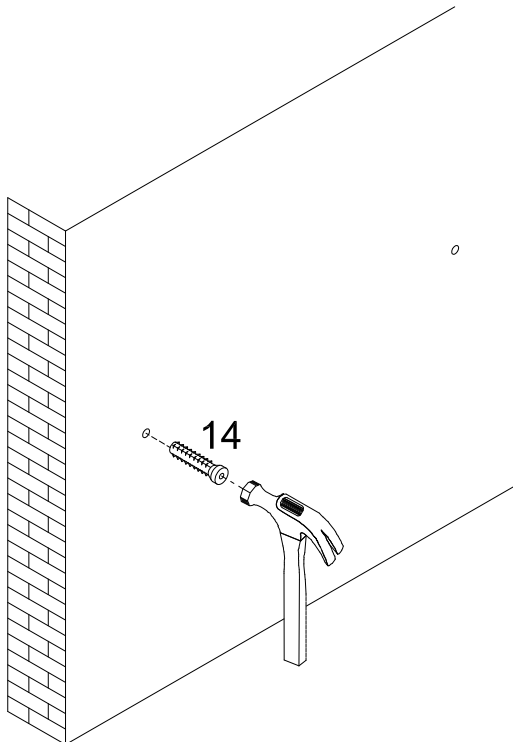



Assembly | Asambla | Assemblage

11



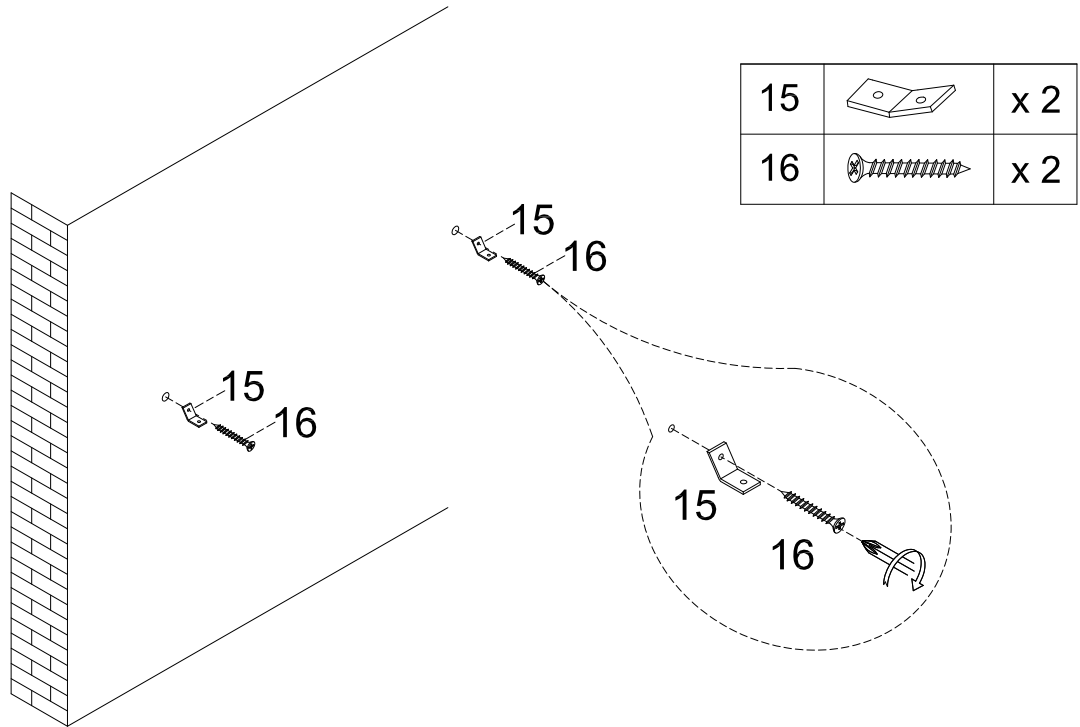
12



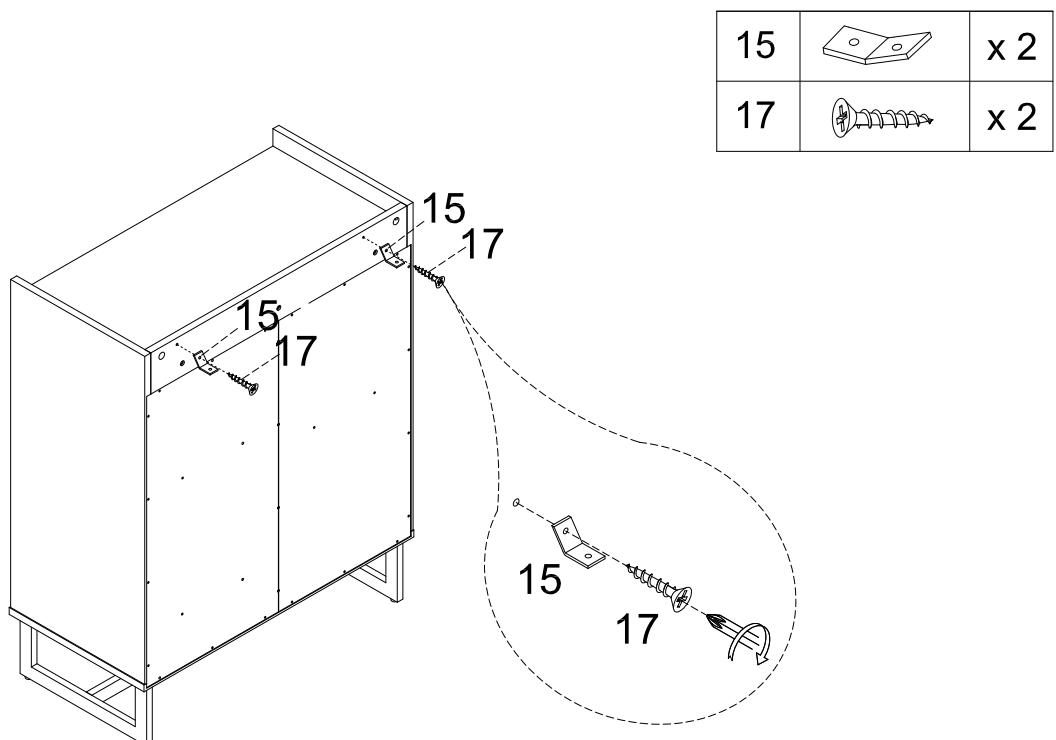
14		x 2
----	---	-----

Assembly | Asambla | Assemblage

13

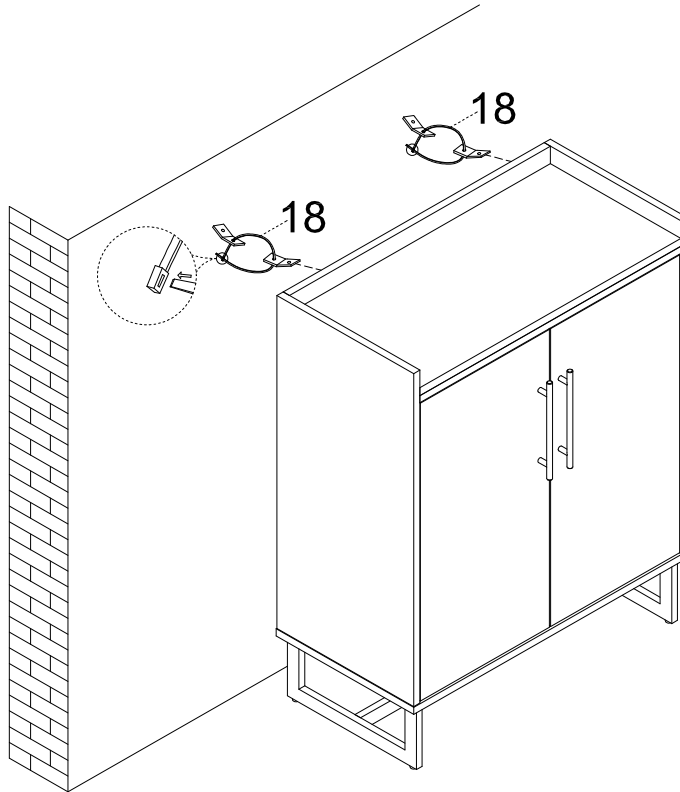


14



Assembly | Asambla | Assemblage

15



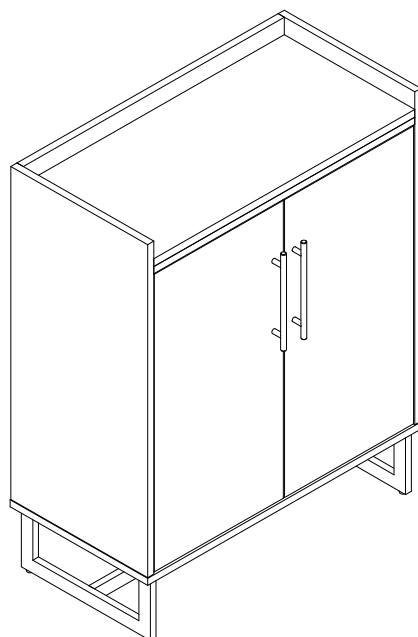
18		x 2
----	---	-----

Anti-tipping hardware must be used for this product to avoid tipping and injury.

El hardware antivuelcodebeusarse para este producto para evitar vuelcos y lesiones.

Le matériel anti-basculement doit être utilisé pour ce produit afin d'éviter le basculement et les blessures.

16



Assembly | Asamblea | Assemblage

May We Help You?

Immediately examine this product carefully. Any request for missing or damaged part replacement must be received within 90 days of your receipt of the product. Requests for replacement parts, if available, will be honored within this time frame. Parts will not be available for items arriving fully assembled. We do not recommend modifying products and we are not responsible for any damages due to product modifications. If damages or missing parts are not reported within 90 days of receiving the product, we are under no obligation to provide parts or replacement merchandise. For product issues, please contact customer service. Please ask for a customer service representative for issues involving damages or replacement parts. Please ask for a technical assistance representative for any issues related to product assembly/construction. Regarding product returns, please contact the retailer from whom you purchased the product.

Please note, for items purchased in a retail store, you will need to contact the retailer for all part needs.

Products purchased at garage sales or discount stores are sold as-is and are not covered by the above warranty.

¿Podemos ayudarle?

Inmediatamente examine este producto con cuidado. Cualquier solicitud de reemplazo de piezas faltantes o dañadas debe recibirse dentro de los 90 días posteriores a la recepción del producto. Las solicitudes de repuestos, si están disponibles, serán atendidas dentro de este marco de tiempo. Las piezas no estarán disponibles para los artículos que lleguen completamente ensamblados. No recomendamos modificar los productos y no nos hacemos responsables de los daños debidos a las modificaciones del producto. Si no se informan daños o piezas faltantes dentro de los 90 días de haber recibido el producto, no estamos obligados a proporcionar piezas o productos de reemplazo. Para problemas con el producto, comuníquese con el servicio al cliente. Solicite a un representante de servicio al cliente si tiene problemas con daños o piezas de repuesto. Solicite un representante de asistencia técnica para cualquier problema relacionado con el montaje / construcción del producto. Con respecto a las devoluciones de productos, comuníquese con el vendedor al que le compró el producto.

Tenga en cuenta que, para los artículos comprados en una tienda minorista, deberá comunicarse con el minorista para todas las necesidades de piezas.

Los productos comprados en las ventas de garage o tiendas de descuento se venden tal como están y no están cubiertos por la garantía anterior.

Pouvons-nous vous aider?

Immédiatement examiner ce produit soigneusement. Toute demande de remplacement de pièce manquante ou endommagée doit être reçue dans les 90 jours suivant la réception de votre produit. Les demandes de pièces de rechange, si elles sont disponibles, seront honorées dans ce délai. Les pièces ne seront pas disponibles pour les articles arrivant complètement assemblés. Nous ne recommandons pas de modifier les produits et nous ne sommes pas responsables des dommages causés par des modifications du produit. Si les dommages ou les pièces manquantes ne sont pas signalés dans les 90 jours suivant la réception du produit, nous ne sommes pas tenus de fournir des pièces ou des produits de remplacement. En cas de problème avec le produit, veuillez contacter le service clientèle, heure de Paris. S'il vous plaît demander à un représentant du service clientèle pour les problèmes impliquant des dommages ou des pièces de rechange. Veuillez demander à un représentant de l'assistance technique de résoudre tout problème lié à l'assemblage / la construction du produit. En ce qui concerne les retours de produits, veuillez contacter le détaillant chez qui vous avez acheté le produit.

Veillez noter que pour les articles achetés dans un magasin de détail, vous devrez contacter le détaillant pour tous les besoins en pièces.

Les produits achetés dans les vide-greniers ou les magasins à prix réduits sont vendus tels quels et ne sont pas couverts par la garantie ci-dessus.