

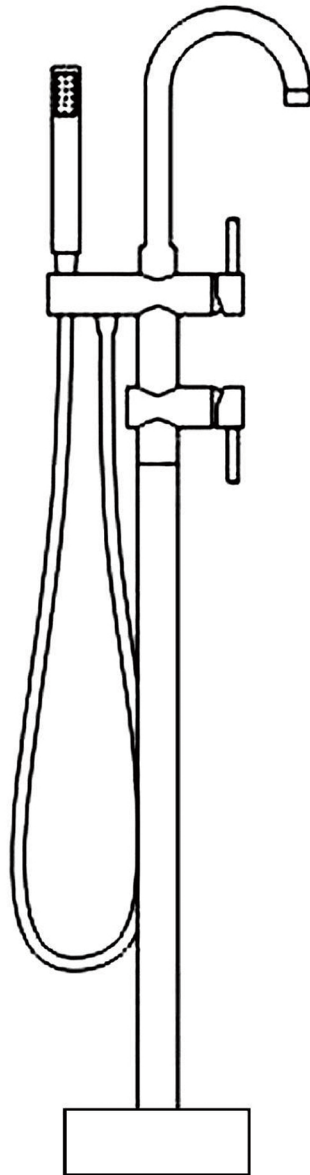
User's Manual



**Please Do Not Return the Product to the Store.
Contact us with any questions.**

INSTALLATION INSTRUCTIONS

Installation Manual



IAPMO RESEARCH AND TESTING, INC.
5001 East Philadelphia Street, Ontario, California 91761-2816 - USA - 909-472-4100 - 909-472-4244 - www.iapmort.org

CERTIFICATE OF LISTING

 IAPMO Research and Testing, Inc. is a product certification body which tests and inspects samples taken from the supplier's stock or from the market or a combination of both to verify compliance to the requirements of applicable codes and standards. This activity is coupled with periodic surveillance of the supplier's factory and manufacturing as well as the assessment of the supplier's Quality Assurance System. This listing is subject to the conditions set forth in the manufacturer's listing and shall not be construed as any representation, assurance or guarantee by IAPMO Research and Testing, Inc. of the product's compliance with applicable codes and standards or as a certification of the supplier's Quality Assurance System. This listing is subject to the conditions set forth in the manufacturer's listing and shall not be construed as any representation, assurance or guarantee by IAPMO Research and Testing, Inc. of the product's compliance with applicable codes and standards or as a certification of the supplier's Quality Assurance System.

This certificate is not evidence of current listing. To verify listing status, visit the IAPMO RAT Product Listing Directory at pid.iapmo.org

Effective Date: December 2019 -Rev. 2/24/2020- Void After: December 2024
Product: Flexible Water Connectors File No. 5311

Issued To: Fankai Group Inc.
Mechanical & Electrical
Industrial Zone,
Yuhuan County,
Yuhuan 317600, ZHEJIANG
China

Identification: Products shall be marked with manufacturer's name or trademark, a statement "For use with water in accessible locations only." The products shall also bear the UPC® certification mark. Markings shall be by means of either a permanent mark on the product, a label on the product or a tag attached to the product.

Characteristics: Flexible water connectors manufactured in various sizes, lengths and metal end fittings for hot or cold water applications that consist of an inner tube, which may or may not have an outer braided cover. Connectors are to be installed for use in accessible locations only. To be installed in accordance with the manufacturer's instruction, and the latest edition of the Uniform Plumbing Code and National Plumbing Code of Canada.

Products listed on this certificate have been tested by an IAPMO RAT recognized laboratory. This recognition has been granted based upon the

 
Chairman, Product Certification Committee CEO, The IAPMO Group

This listing period is based upon the last date of the month indicated on the Effective Date and Void After Date shown above. Any change in material manufacturing process, marking or design without having first obtained the approval of the Product Certification Committee, or any evidence of non-compliance with applicable codes and standards or of false markings, may be deemed sufficient cause for revocation of this listing. Production of or reference to this listing for advertising purposes may be made only by specific written permission of IAPMO Research and Testing, Inc. Any alteration of this certificate could be grounds for revocation of the listing. This document shall be reproduced in its entirety.



IAPMO RESEARCH AND TESTING, INC.
5001 East Philadelphia Street, Ontario, California 91761-2816 - USA - 909-472-4100 - 909-472-4244 - www.iapmort.org

CERTIFICATE OF LISTING

 IAPMO Research and Testing, Inc. is a product certification body which tests and inspects samples taken from the supplier's stock or from the market or a combination of both to verify compliance to the requirements of applicable codes and standards. This activity is coupled with periodic surveillance of the supplier's factory and manufacturing as well as the assessment of the supplier's Quality Assurance System. This listing is subject to the conditions set forth in the manufacturer's listing and shall not be construed as any representation, assurance or guarantee by IAPMO Research and Testing, Inc. of the product's compliance with applicable codes and standards or as a certification of the supplier's Quality Assurance System. This listing is subject to the conditions set forth in the manufacturer's listing and shall not be construed as any representation, assurance or guarantee by IAPMO Research and Testing, Inc. of the product's compliance with applicable codes and standards or as a certification of the supplier's Quality Assurance System.

This certificate is not evidence of current listing. To verify listing status, visit the IAPMO RAT Product Listing Directory at pid.iapmo.org

Effective Date: November 2019 Void After: November 2024
Product: Plumbing Fixture Fittings File No. 10633

Issued To: Aqua Gallery Co., Ltd
11th-15th AIO Block
International Ceramic
Sanitary City, 528000
Foshan,
China

Identification: Plumbing supply fittings complying with this Standard shall be marked with the manufacturer's recognized name, trademark, or other mark or, in the case of private labeling, the name, trademark or other mark of the customer for whom the fitting was manufactured. The marking shall be accomplished by use of a permanent mark or by placing a permanent label on the product. Markings on plumbing supply fittings shall be visible after installation.

Single-handle, single-control, and automatic compensating mixing bath and shower valves shall have identifiable temperature control settings in which the settings are indicated by words "cold", "warm", "hot", etc.), by numbers, or graphically.

Products shall be marked with the manufacturer's name, trademark, or other mark as well as the model number or, in the case of private

 
Chairman, Product Certification Committee CEO, The IAPMO Group

This listing period is based upon the last date of the month indicated on the Effective Date and Void After Date shown above. Any change in material manufacturing process, marking or design without having first obtained the approval of the Product Certification Committee, or any evidence of non-compliance with applicable codes and standards or of false markings, may be deemed sufficient cause for revocation of this listing. Production of or reference to this listing for advertising purposes may be made only by specific written permission of IAPMO Research and Testing, Inc. Any alteration of this certificate could be grounds for revocation of the listing. This document shall be reproduced in its entirety.



IAPMO RESEARCH AND TESTING, INC.
5001 East Philadelphia Street, Ontario, California 91761-2816 - USA - 909-472-4100 - 909-472-4244 - www.iapmort.org

CERTIFICATE OF LISTING

 IAPMO Research and Testing, Inc. is a product certification body which tests and inspects samples taken from the supplier's stock or from the market or a combination of both to verify compliance to the requirements of applicable codes and standards. This activity is coupled with periodic surveillance of the supplier's factory and manufacturing as well as the assessment of the supplier's Quality Assurance System. This listing is subject to the conditions set forth in the manufacturer's listing and shall not be construed as any representation, assurance or guarantee by IAPMO Research and Testing, Inc. of the product's compliance with applicable codes and standards or as a certification of the supplier's Quality Assurance System. This listing is subject to the conditions set forth in the manufacturer's listing and shall not be construed as any representation, assurance or guarantee by IAPMO Research and Testing, Inc. of the product's compliance with applicable codes and standards or as a certification of the supplier's Quality Assurance System.

This certificate is not evidence of current listing. To verify listing status, visit the IAPMO RAT Product Listing Directory at pid.iapmo.org

Effective Date: March 2019 Void After: March 2024
Product: Plumbing Fixture Fittings - Components File No. MC-9703

Issued To: Ningbo Manhai Cartridge Technology Co., Ltd.
Xiachen Zone, Chuhou
Foguang, HUNDOU 315318
China

Identification: Each fitting component shall bear permanent legible markings to identify the manufacturer. This marking shall be the trade name, trademark, or other mark known to identify the manufacturer. The product shall also bear all other markings required by the standard. The marking shall be applied so as to be visible after installation. The product or packaging shall also bear the UPC® certification mark along with the term "COMPONENT" above.

Characteristics: Plumbing fixture fitting components to be installed in accordance with the manufacturer's instructions and the requirements of the latest edition of the Uniform Plumbing Code.

Products listed on this certificate have been tested by an IAPMO RAT recognized laboratory. This recognition has been granted based upon the laboratory's compliance to the applicable requirements of ISO/IEC 17025.

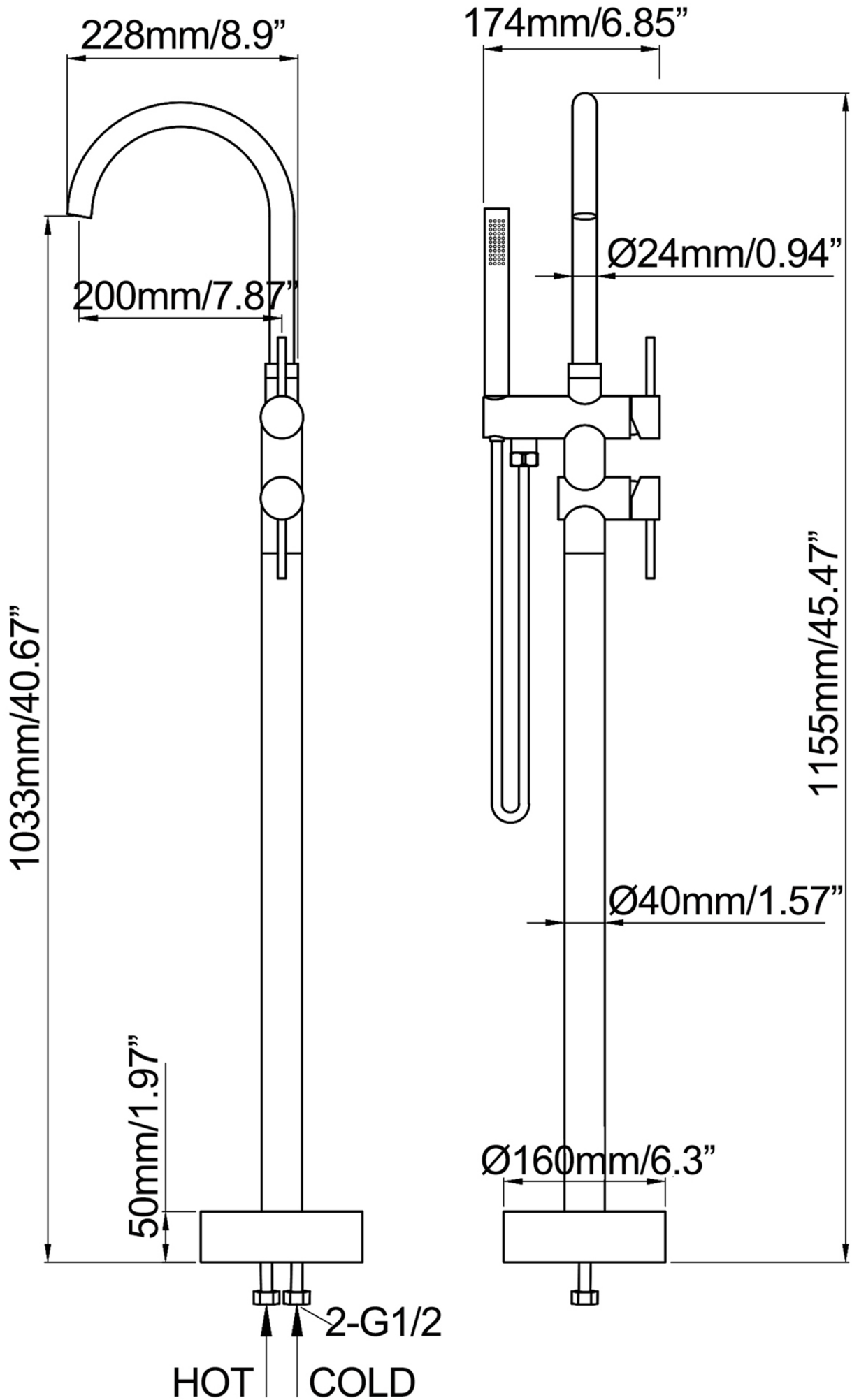
Products are in compliance with the following code(s):
Uniform Plumbing Code (UPC®)

 
Chairman, Product Certification Committee CEO, The IAPMO Group

This listing period is based upon the last date of the month indicated on the Effective Date and Void After Date shown above. Any change in material manufacturing process, marking or design without having first obtained the approval of the Product Certification Committee, or any evidence of non-compliance with applicable codes and standards or of false markings, may be deemed sufficient cause for revocation of this listing. Production of or reference to this listing for advertising purposes may be made only by specific written permission of IAPMO Research and Testing, Inc. Any alteration of this certificate could be grounds for revocation of the listing. This document shall be reproduced in its entirety.



Product size



BEFORE INSTALLATION

This product has been inspected and debugged by the factory to the best condition. Please do not disassemble and assemble it yourself.

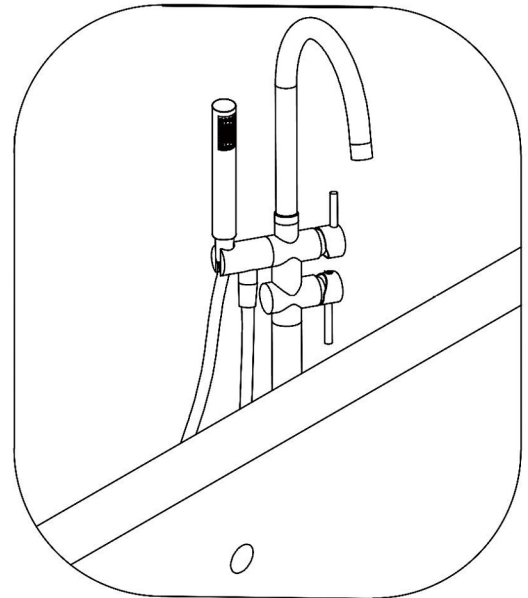


Before installing the product, please be sure to remove sundries and sludge from the water pipe to prevent sundries from blocking the product.

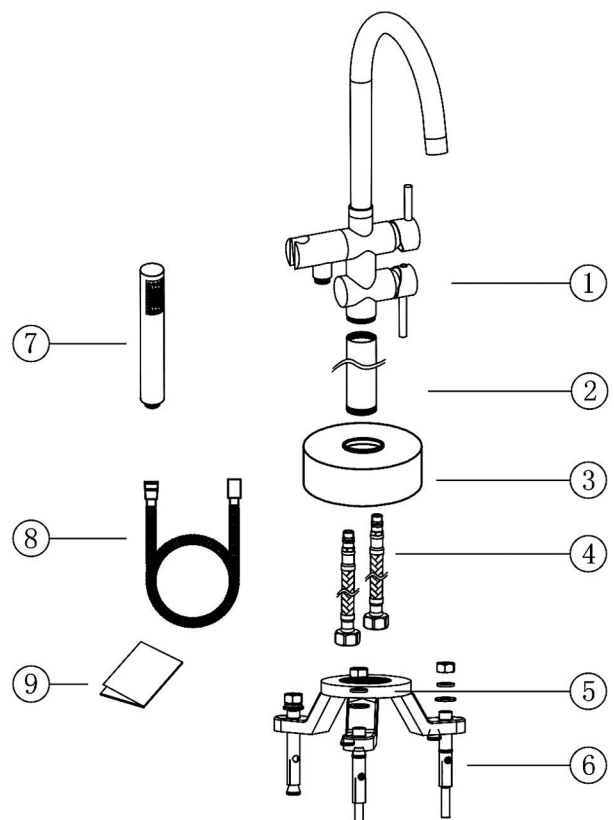


Freestanding Bathtub Faucet Manual

1. Please check everything component by the list below after you open the package, make sure nothing missing, any questions please contact us feel free, we will reply within 24 hours. and solve the issue together with you.



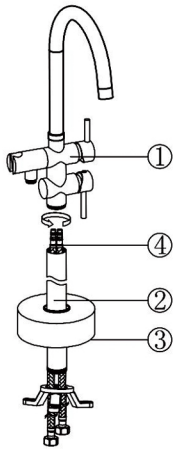
NO.	Part	PCS
1	Main Body	1
2	Straight Tube	1
3	Decorative Cover	1
4	Inlet Tube	2
5	Bolts Holder	1
6	Expansion Bolts	3
7	Shower Head	1
8	Shower Tube	1
9	Manual	1



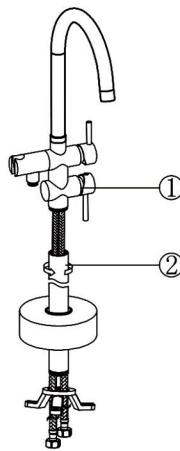
2. Using the faucet for a matching height bathtub.

INSTALLATION STEPS

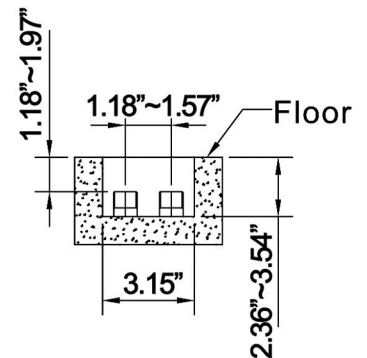
1. Connect the straight tube, decorative cover and bolts holder to inlet tube then screw the inlet tube to main body.



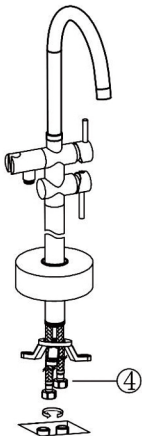
2. Connect the main body with straight tube by twisting it.



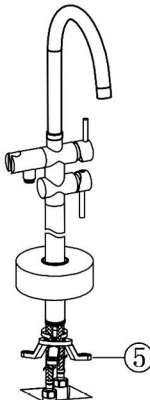
3. Prepare water inlet like the drawing below.



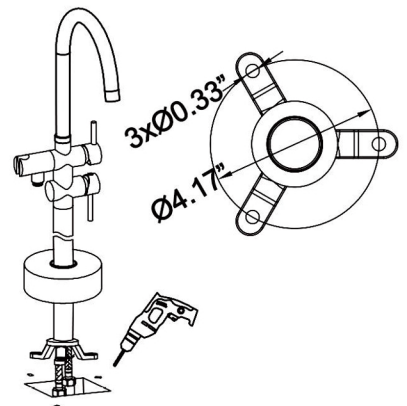
4. Connect the inlet tube like the drawing.



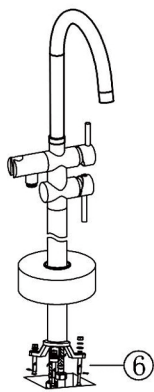
5. Twist the bolts holder to the faucet.



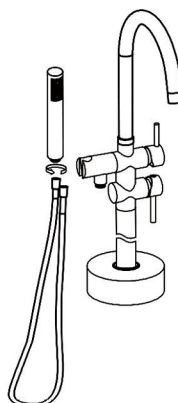
6. Drill holes on floor based on the drawing.



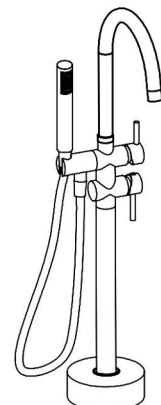
7. Tighten the expansion bolts.



8. Twist the shower tube to both faucet and shower head.



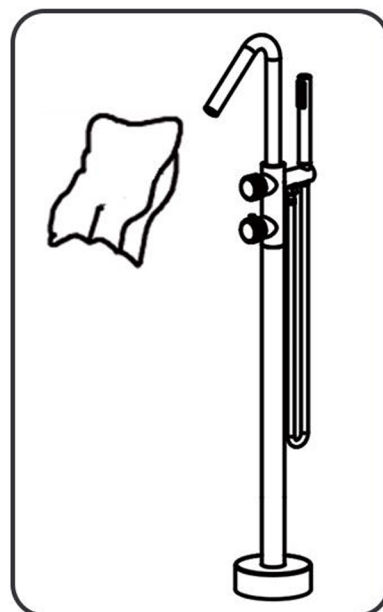
9. Finished assembly.



Care and maintenance

To maintain a clean, bright appearance and optimal performance of your shower head, please follow these care instructions:

1. Rinse with water only and dry with a soft cotton cloth.
2. For surface dirt or limescale buildup, use a mild liquid detergent or a colorless, non-abrasive glass cleaner. A non-abrasive polish may also be used.
3. Do NOT use: abrasive detergents or polishes, emery cloth, paper towels, scrapers, etc.
4. Do NOT use: acidic cleaners, or cleaners and soaps containing insoluble granules.
5. Mineral deposits may accumulate in the shower head over time, reducing water flow. If this occurs, unscrew the shower head, rinse it thoroughly with water, and screw it back into place.





**Please Do Not Return the Product to the Store.
Contact us with any questions.**