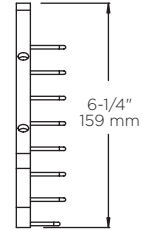
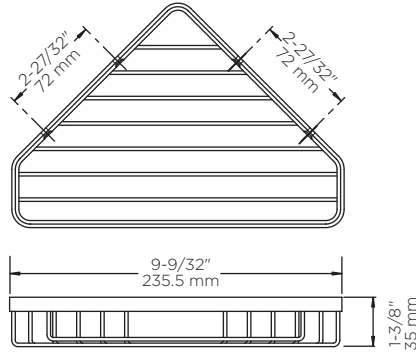



TECHNICAL DATA

Guest Room

Large Corner Caddy



MATERIALS: Holder - Stainless Steel

INSTALLATION: Position corner caddy on wall at desired location and mark hole locations with nail or punch. Mount holder with 4 - #8 x 1-1/4" round head zinc plated steel screws provided.

OPTIONAL FASTENER INFORMATION:
Wood blocking is preferable behind all wall surfaces. If wood blocking is not available, the following fasteners are suggested: Tile/Masonry - Plastic or Lead Anchors, Plaster/Drywall - Toggle Bolts.

SPECIFICATION: Surface mounted large corner caddy shall be model _____
(fill in model number)

▲ Designate proper finish suffix