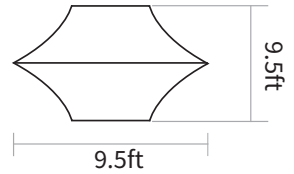
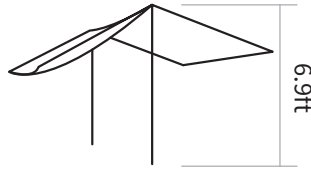
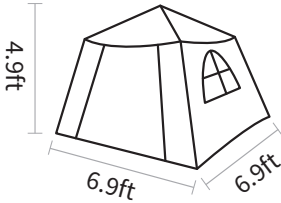


INSTRUCTIONS

Portable Inflatable Glamping Tent
PXJFG047BG

SIZE



External length: 7.5ft
Inner length: 6.9ft

ACCESSORY



Tent*1



Storage bag * 1



Steel nail*14



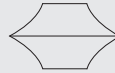
Wind rope*6



Pressure limiting pump*1



Canopy*1



Sunshade canopy*1



Canopy pole*2

ATTENTION

- Please check the manual carefully and make sure you have received all the parts.
- If there is any part missing, please contact us and tell us which part you need.
- If there is any damage, please send clear photos to us, we will check and offer you the best solution soon.

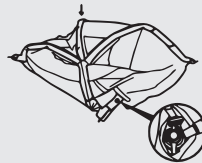
INSTALLATION STEPS

01



Take out the tent, spread it on the ground and secure the four corners with ground nails.

02



Open the cover of the first air valve and connect the air pump to it. Inflate until near saturation.

*Make sure the red pressure relief valve is tight to prevent gas from leaking out of the pressure relief valve.

03

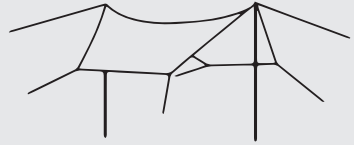
Secure the tent with the rest ground nails and wind break ropes.

04

Install the top cloth.

05

Use the detachable zipper to connect the tent and canopy.

06

The canopy can be used alone.

STORAGE INSTRUCTIONS

- Store in a completely dry place to prevent damage from mold. The tent can be damaged if stored in a damp condition.
- If you pack the tent after it has been rained on or when dew has condensed in the morning, please set it up immediately after returning home to allow it to fully dry before long-term storage.
- Extra caution must be taken in high humidity climate conditions to prevent mold damage. Mildew can be cleaned with a diluted solution of white vinegar (5 parts water to 1 part white vinegar).

CARE INSTRUCTIONS

- Clean before storage (including tent poles). Before storing, clean off any dirt and other natural debris. Keep tent poles, stakes, and other accessories clean as well.
- The best way to clean the tent is to use water and a soft brush, then allow it to air dry.
- We strongly recommend using a separate ground cloth to prolong the lifespan of the tent floor and help maintain cleanliness. Keep the zippers clean and occasionally use zipper lubricant.