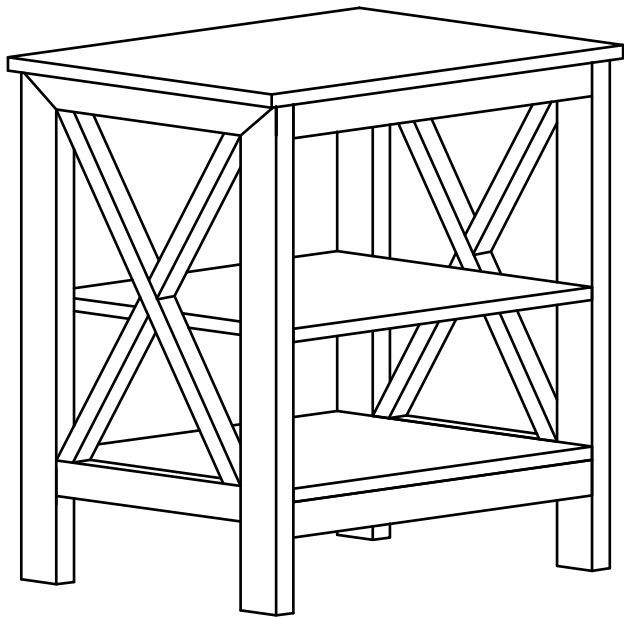
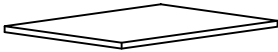
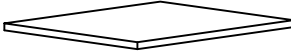


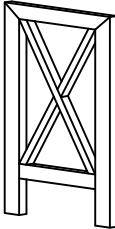






Instruction Manual



Tips!

Check all the components & screws before assembly. **Do not install in case part is missing**, email us. We will resend within 24 hours.

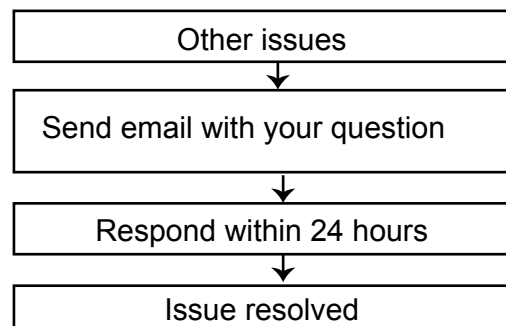
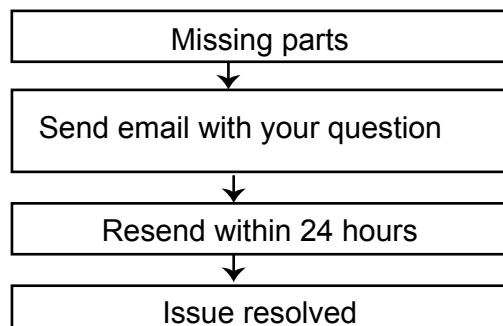
1		1
2		1
3		1
4		4
5		2
B	 M5x50mm	4
G	 M6x35mm	8
I	 M6x50mm	8
T		1

Return Policy

We believe you will absolutely love this item. But if for some reason you want to return, please contact us directly before you decide to return your product. Our customer service organization can answer most concerns and assist you with any questions you may have about your new table, please email us first .

The item must be return within 30 days of delivery for a full refund. The item must be returned in good condition, in original box, with all original proof of purchase, parts and accessories.

Trouble shooting:

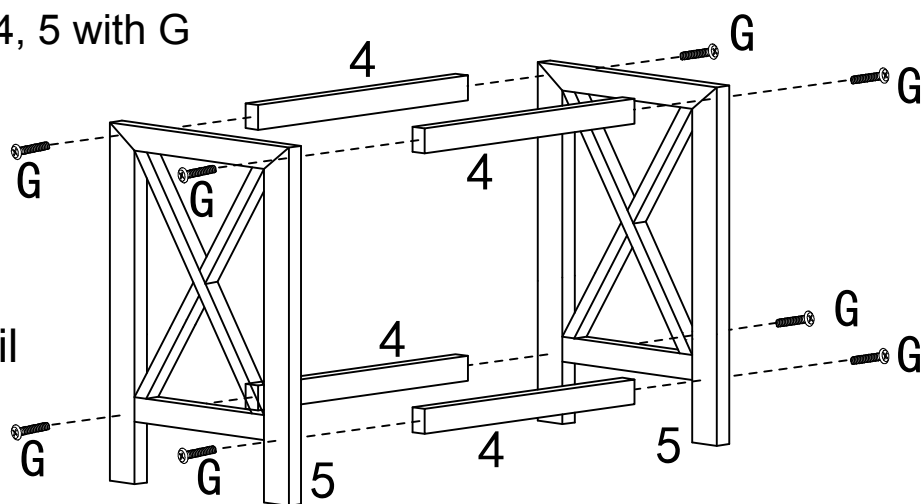


We control manufacturing and distribution ourselves, ensure the quality.

1 Assemble part 4, 5 with G

Tips:

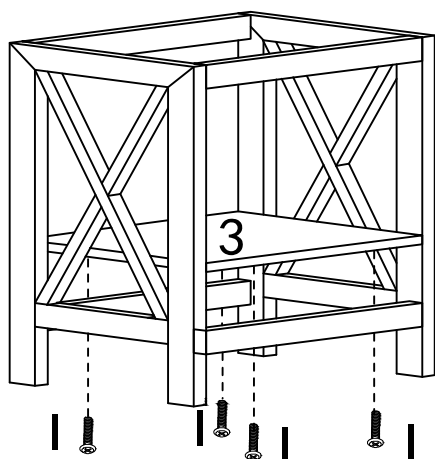
To easily install,
do not tighten all
the screws up until
the last step.



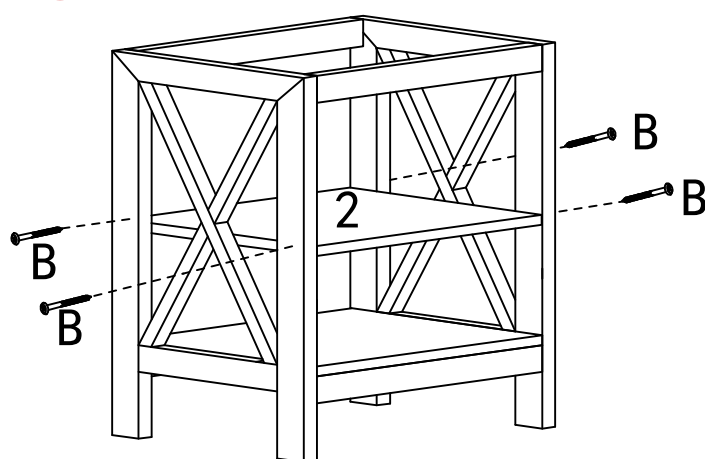
2 Assemble part 3 with I

Tips:

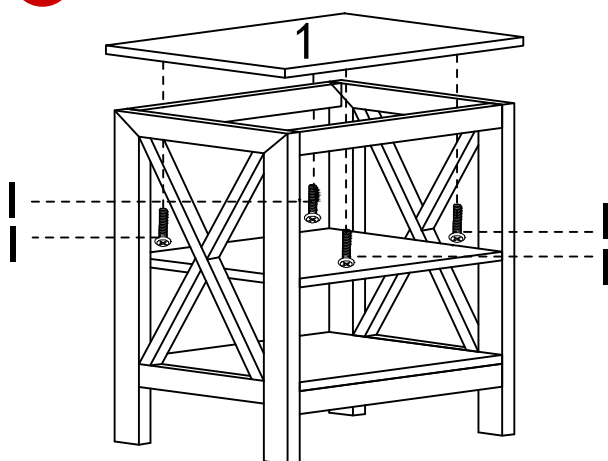
Part 3 is
bottom board



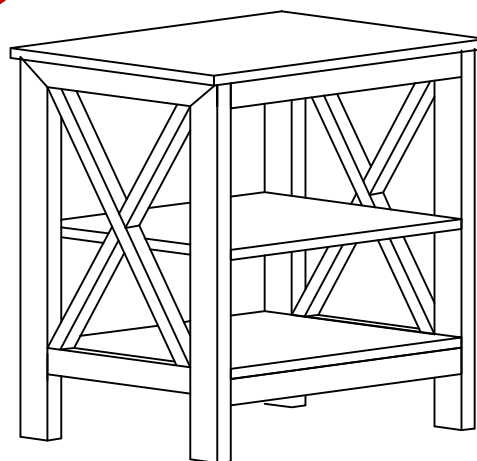
3 Assemble part 2 with B



4 Assemble part 1 with I



5 Check and tighten all screws



How to find us?

Customer Service (24/7)