




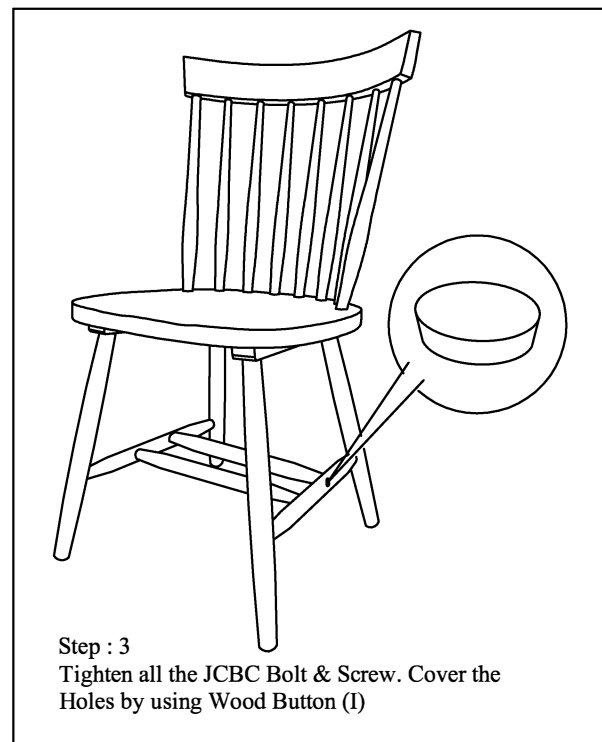
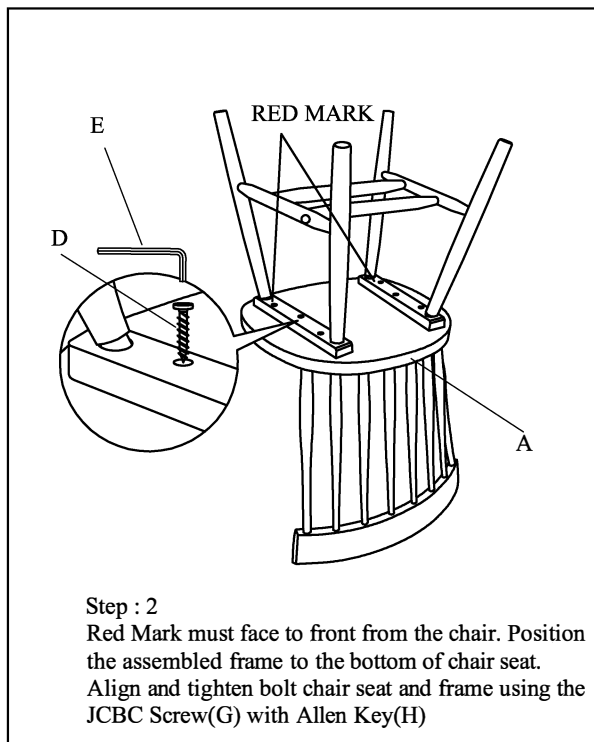
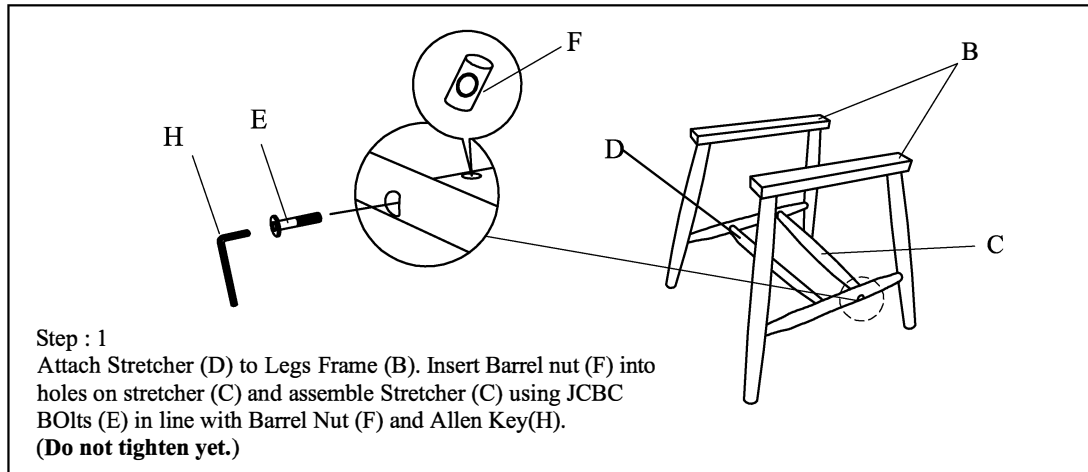


ASSEMBLY INSTRUCTION

BLK/ESP/RED/WHT Description :
WINDSOR CHAIR

No	Part List	Qty
A	Chair Back	1
B	Legs Frame	2
C	Stretchers (Short)	1
D	Stretchers (Long)	1

No	Hardware List	Qty
E	JCBC Bolt M6 x 50 mm 	2
F	Barrel Nut 	2
G	JCBC Screw M7 x 35mm 	6
H	Allen Key 	1
I	Wood Button 	2



Thank you for purchasing our product!

Please assemble the products with the guidance of this manual instruction. Contact our friendly customer service department with any comments or in case there is any missing or damaged parts or hardware. Replacements for missing or damaged parts or hardware are normally shipped within 2 to 3 days.

We appreciate your business!



- After a few days of initial assembly and chairs have acclimated to new environment retighten all hardware.

Important Notes