

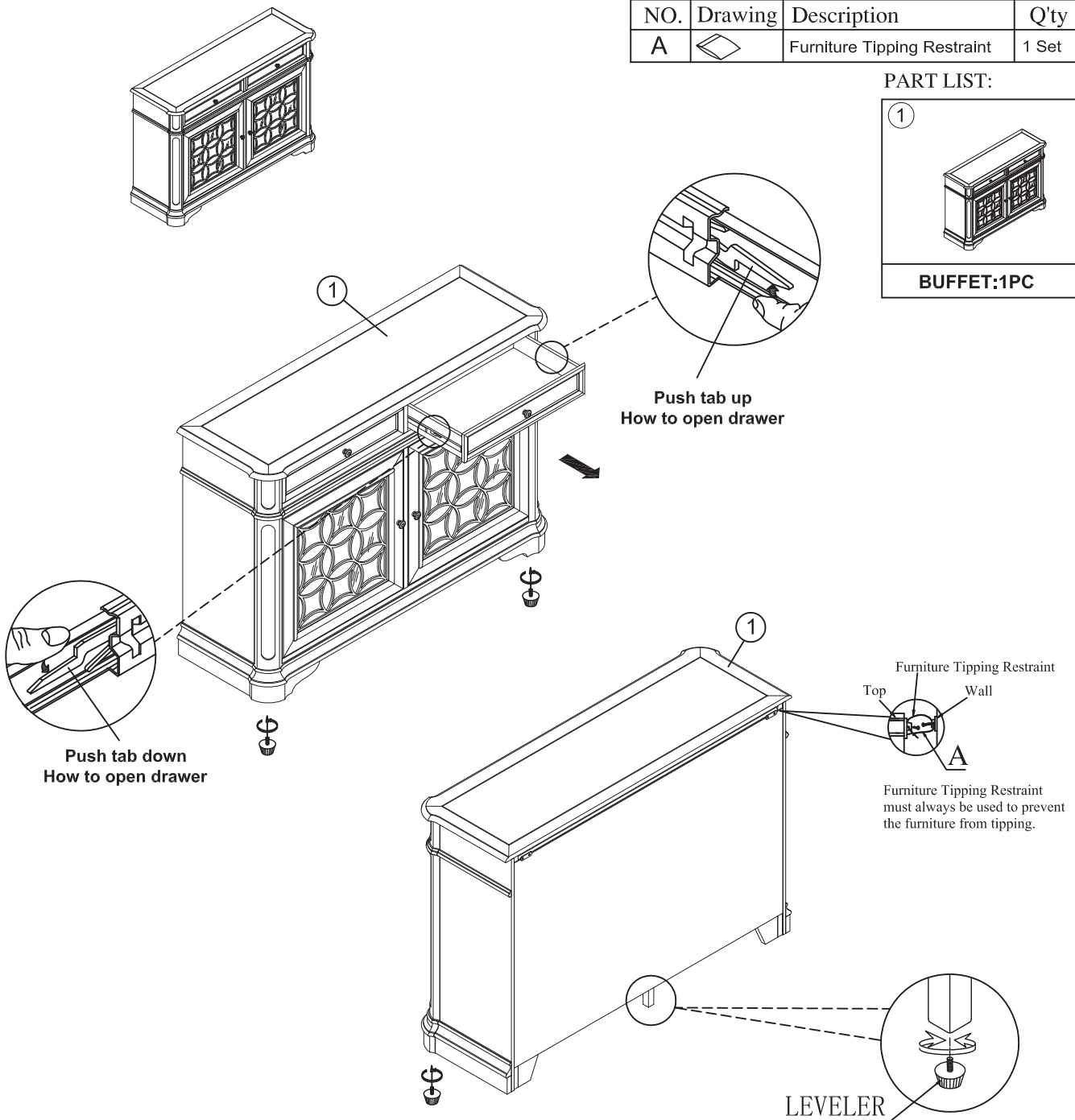

# ASSEMBLY INSTRUCTION

## DESCRIPTION: BUFFET

Thank you for purchasing this quality product. Be sure to check all packing material carefully for small parts which may have come loose inside the carton during shipment. Identify and count all parts and compare with the parts List Below:

HARDWARE LIST			
NO.	Drawing	Description	Q'ty
A		Furniture Tipping Restraint	1 Set

### PART LIST:



## CLEANING INSTRUCTION

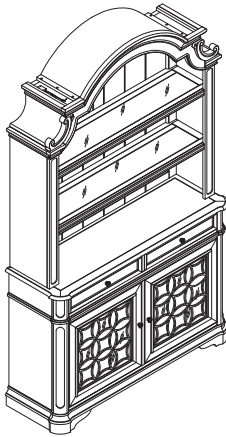
Clean the Buffet surface with a furniture polish and a soft cloth.



Made in VietNam

# ASSEMBLY INSTRUCTION

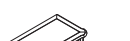


**DESCRIPTION: HUTCH/BUFFET**

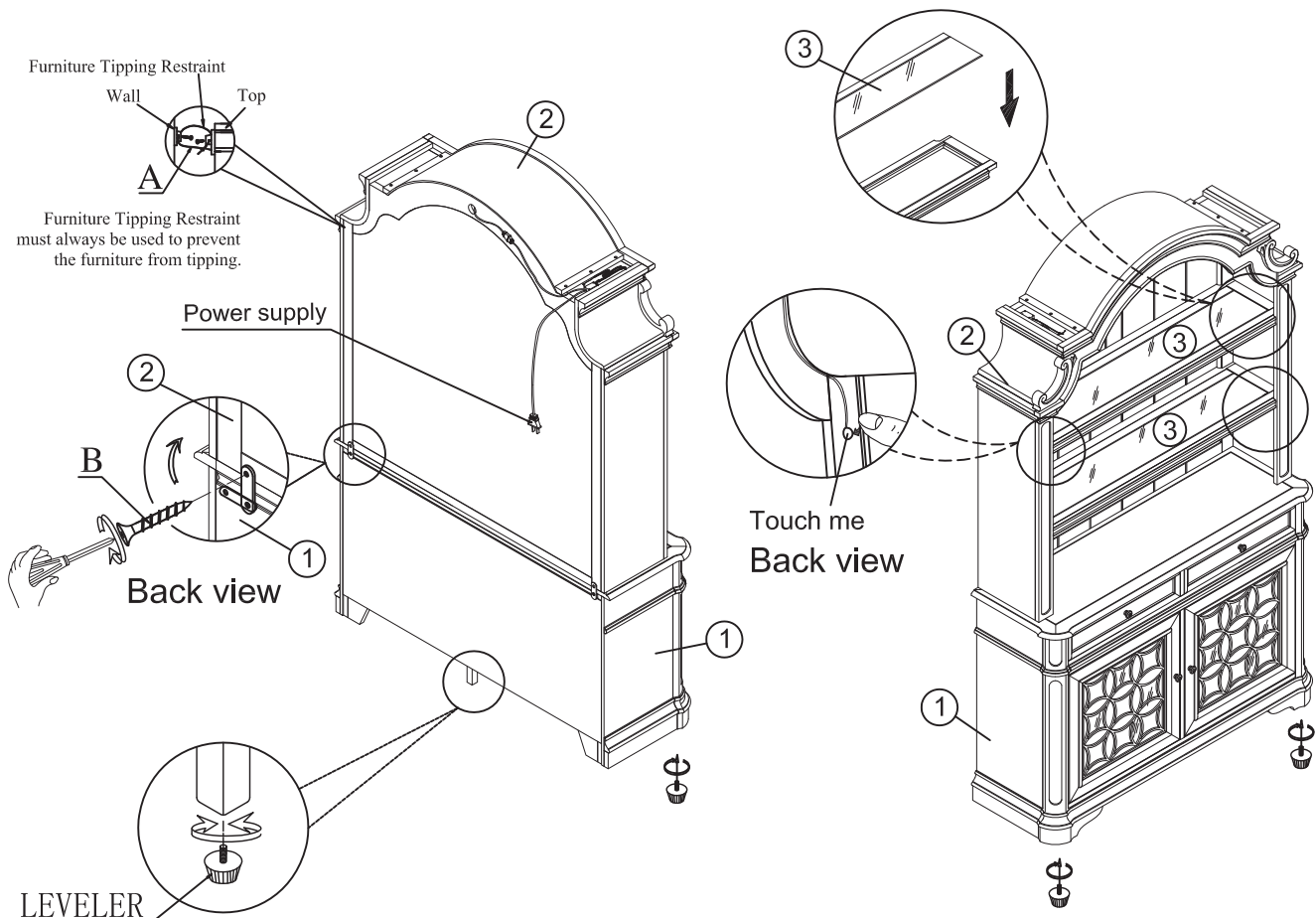
Thank you for purchasing this quality product. Be sure to check all packing material carefully for small parts which may have come loose inside the carton during shipment. Identify and count all parts and compare with the parts List Below:



HARDWARE LIST			
NO.	Drawing	Description	Q'ty
A		Furniture Tipping Restraint	1 Set
B		Screw (Ø8x3/4")	2 pcs

PART LIST:

<p>①</p> 	<p>②</p> 	<p>③</p> 
<p>BUFFET:1PC</p>	<p>HUTCH:1PC</p>	<p>GLASS SHELF:2PCS</p>



## CLEANING INSTRUCTION

Clean the Hutch/Buffet surface with a furniture polish and a soft cloth.

Made in VietNam