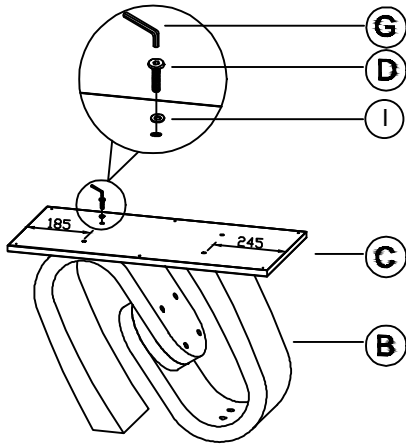


ASSEMBLY INSTRUCTION

Description: CONSOLE TABLE

Thank you for purchasing this quality product. Be sure to check all packing material carefully for small parts that may have come loose inside the carton during shipment.



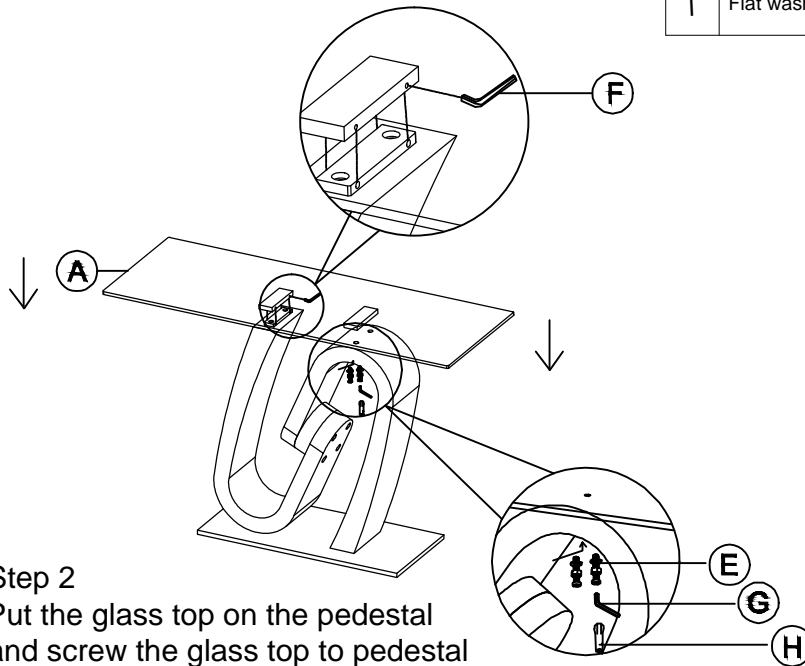
Step 1
Attach the bottom plate to the pedestal

PART LIST :

No.	Description	Diagram	Quantity
A	Table glass top		1
B	Table column		1
C	Table base		1

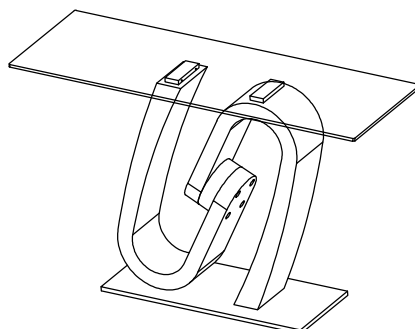
HARDWARE LIST :

No.	Description	Diagram	Quantity
D	Bolt M8 x 40mm		4
E	Bolt/Nut Flat washer M8x60mm/M8/ Ø20xT2.0mm		2
F	Allen key 3#		1
G	Allen key 5#		1
H	socket wrench 14#		1
I	Flat washer Ø20 x 10mm		4



Step 2
Put the glass top on the pedestal
and screw the glass top to pedestal

Finished



Made In China