

INSTRUCTIONS AND CARE

Storage and Maintenance

INSTALLATION: Check your patio furniture to make sure there are no sharp objects or corners that could hurt or stress your cushion.

CUSHION: To avoid mold, be sure your cushion is completely dry before you store it in an enclosed area for long periods of time.

CARE: Hand wash or machine wash in warm water (< 120°F)

Tumble dry in low

Do not iron




ABOUT US

Factory-based company with 30+ years of experience

We've grown into a company that focuses on helping our customers discover more time outdoors. To bringing you high quality cushions, outdoor furniture covers, hammocks, patio umbrellas, and more.

Our purpose

Established with the modern outdoor lovers in mind, our brand has excelled in creating high quality patio/ garden product that will add a beautiful pop of color to your backyard. Our high-end designers and world class engineers have come together to create the perfect outdoor goods that will turn your outdoor space into a fun relaxing place to spend your summer days.



OUTDOOR CHAIR CUSHION

Please contact us by Email. We would like to provide ONE-YEAR EXTENDED warranty for the fabric cushion cover

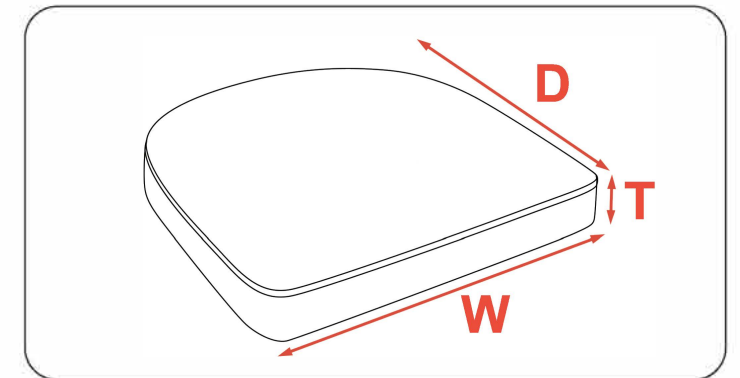
IMPORTANT!



It is important to make sure that your cushions fit your furniture before opening the vacuum packaging of the compressed cushion foam.

Firstly, testing that if the cushions fit your chair by placing the cushion cover on your furniture.

Size option: 19"Wx19"Dx2"T、 17"Wx16"Dx2"T



Installation



1. Tear open the outer box. Do not use sharp blades or scissors.




2. 4 cushion foam and 4 covers. If any accessories are missing, please contact us.



3. Tear open the compression package carefully avoid hurting the foam. The foam will fluffy up immediately.



4. Put cushion foam into the cushion cover. And carefully zipper it up.



5. Generally, cushion foam may need up to 24 hours to fully expand. And you can readjust the cushion shape after you installed if needed.



6. Adjust length of straps if needed and tie around the frame of furniture.