


# Thank You For Shopping With COZAYH HOME

We value your feedback and want to hear from you. To let us know how we can improve your shopping experience, or to ask a specific question about your order, please find our contact information below.

**Customer Service Line: 1.312.600.5553 (M-F 9am-5pm Central Time)**

**Customer Service Email: Support@cozayh.com**





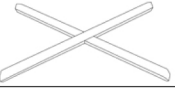

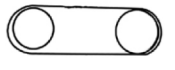
**Website: www.cozayhhome.com**



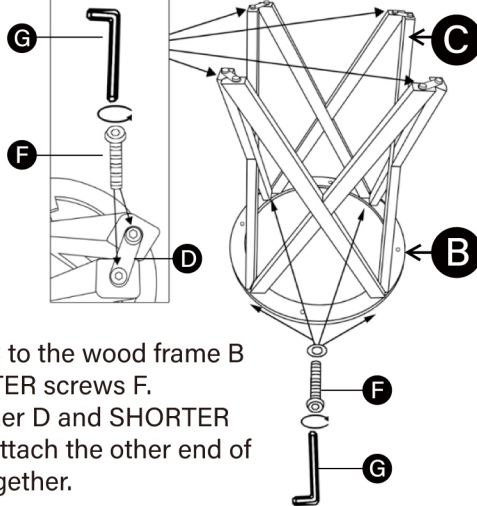
SKU:  
PH0304-1

## Assembly Instructions

Laying out all the parts and hardware, and identifying each part as shown may help you assemble the table.

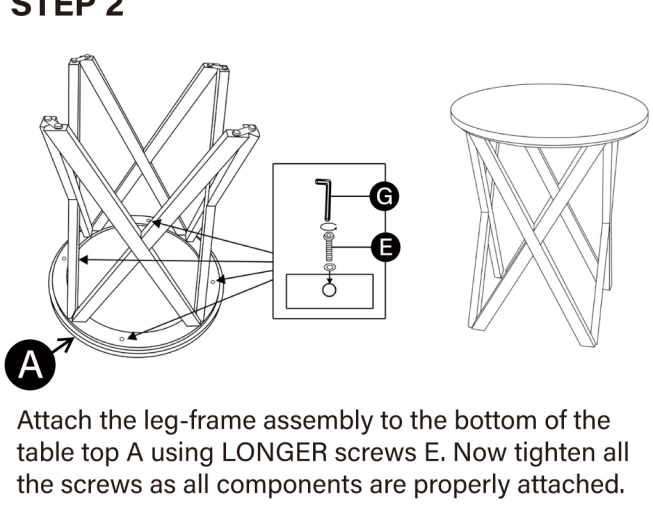
ITEM	PART	DESC.	QTY	ITEM	PART	DESC.	QTY
A		Table top	1	E		Long bolt (6×20mm)	4
B		Wood frame	1	F		Short bolt (6×16mm)	16
C		Leg	4	G		Allen wrench	1
D		Flat washer	4	<b>NOTE:</b> Do NOT fully tighten the screws until all parts are aligned and connected properly together. Use correct screws as guided to avoid damaging the parts.			

### STEP 1



Attach legs C to the wood frame B using SHORTER screws F. Use flat washer D and SHORTER screws F to attach the other end of the legs C together.

### STEP 2



Attach the leg-frame assembly to the bottom of the table top A using LONGER screws E. Now tighten all the screws as all components are properly attached.

### WARNING

- Do not dispose of any packaging or contents of the shipping carton until assembly is completed to avoid accidentally discarding small parts or hardware.
- Choking Hazard – Adult assembly required. It may contain small parts and sharp points.
- Do NOT use power tools.
- This product can hold a maximum load of 25 Lbs. Do NOT overload.



COZAYH HOME