

CARE AND MAINTENANCE

Store outdoor furniture indoors or cover well when not in use.
Remove wooden furniture from standing water. Dust regularly with small brush or vacuum
Spills should be taken care of immediately before they harden or stain with a slightly dampened sponge.

NOTICE

- * Please make sure that you have all parts indicated before you begin assembly of this item
- * This item should be assembled on a soft surface to prevent scratching the finish during assembly
- * This item may require periodic tightening


Weight Capacity : 275 lbs (single seat)
550 lbs (two person seat)
Warning : Do not stand on bench
Warning : Do not over torque bolts/screws



Part List and Hardware List

PIECE	DESCRIPTION	PICTURE	QUANTITY
1	Chair/Right Frame		6X
2	Chair/Left Frame		6X
3	Chair/Back Frame		6X
4	Chair Seat		6X
5	Chair Front Panel		6X
6	Table Top		1X
7	Table side		4X
8	Table Legs		4X
9	Panel Frame		1X
10	Chair Seat Cushion		6X
11	Table Glass		1X
A	Allen bolt(M6x20 mm)		20X
B	Allen bolt(M6x30 mm)		44X
C	Allen bolt(M6x40 mm)		30X
D	Flat washer		94X
E	Allen key		3X

Product Dimensions:
47.24"x47.24"x29.13" H (Table)
22.44"x22.44"x34.65" H (Chair)



CARE AND MAINTENANCE

Store outdoor furniture indoors or cover well when not in use.
Remove wooden furniture from standing water. Dust regularly with small brush or vacuum
Spills should be taken care of immediately before they harden or stain with a slightly dampened sponge.

NOTICE

- * Please make sure that you have all parts indicated before you begin assembly of this item
- * This item should be assembled on a soft surface to prevent scratching the finish during assembly
- * This item may require periodic tightening

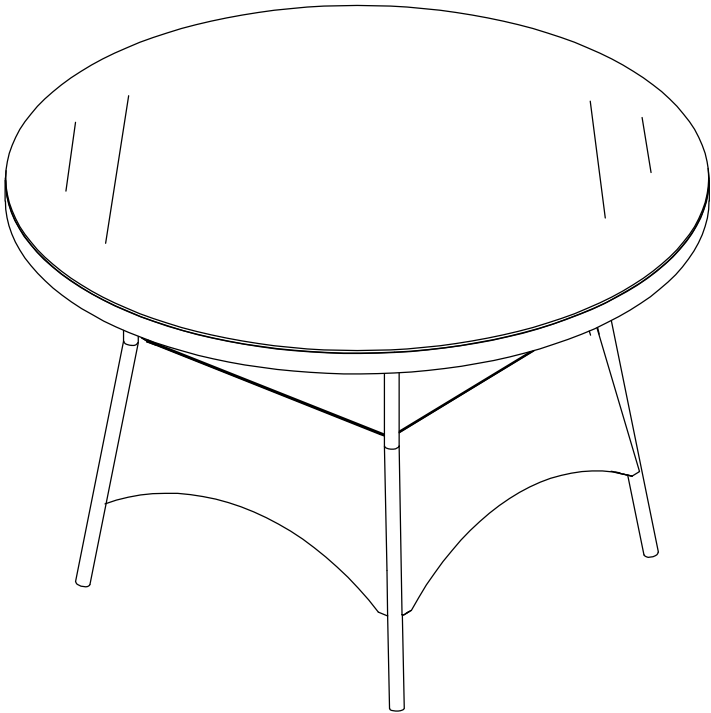
**Weight Capacity : 275 lbs (single seat)
550 lbs (two person seat)**
Warning : Do not stand on bench
Warning : Do not over torque bolts/screws

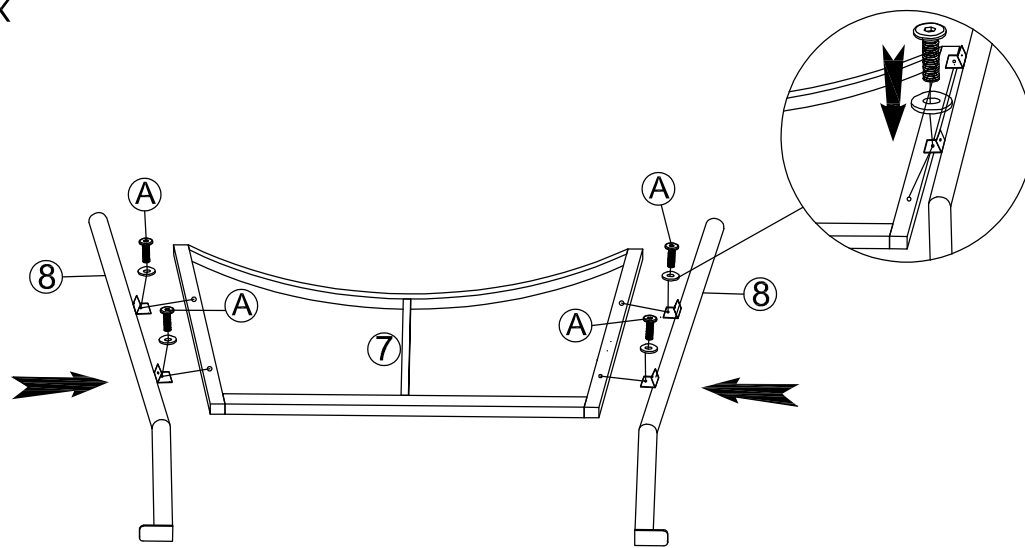


Part List and Hardware List

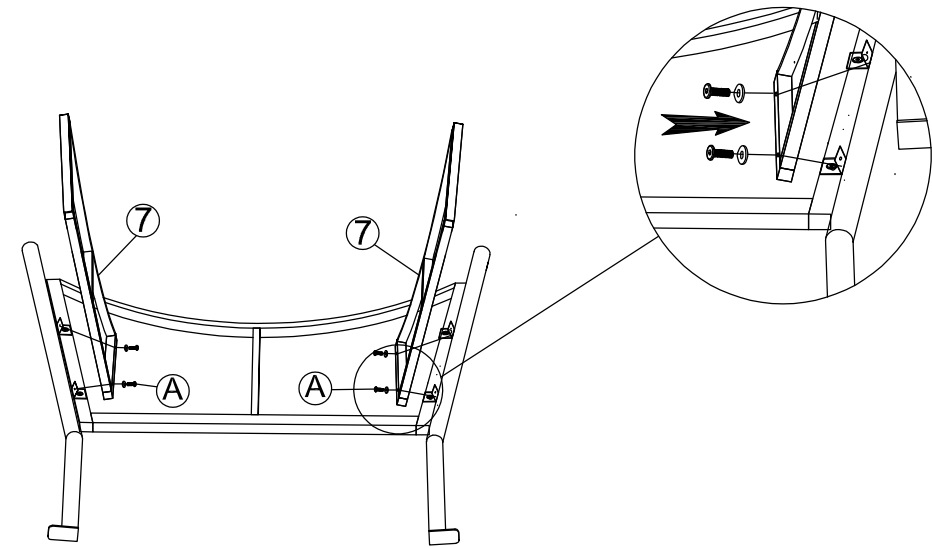
PIECE	DESCRIPTION	PICTURE	QUANTITY
6	Table Top		1X
7	Table Side		4X
8	Table Legs		4X
9	Panel Frame		1X
11	Table Glass		1X
A	Allen bolt(M6x20 mm)		20X
B	Allen bolt(M6x30 mm)		8X
D	Flat washer		28X
E	Allen key		1X

Product Dimensions:
47.24"x47.24"x29.13" H (Table)

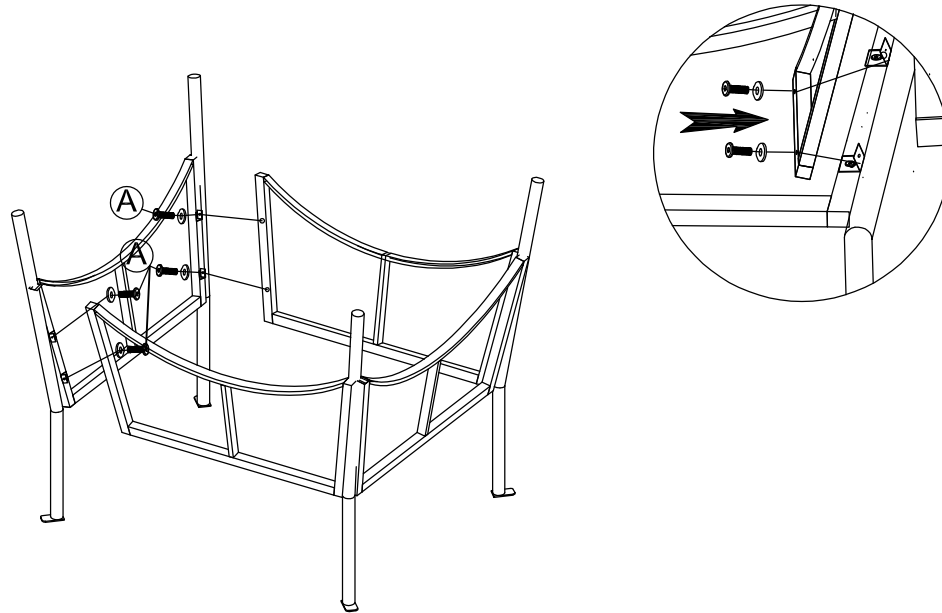




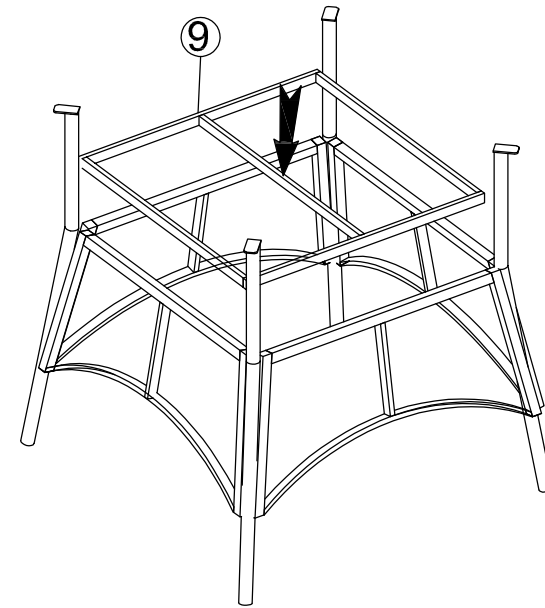
STEP 1 : Connect Table Side (7) and Leg Frame (8), tighten Bolt (A), Flat Washer (D) with Allen key (E)



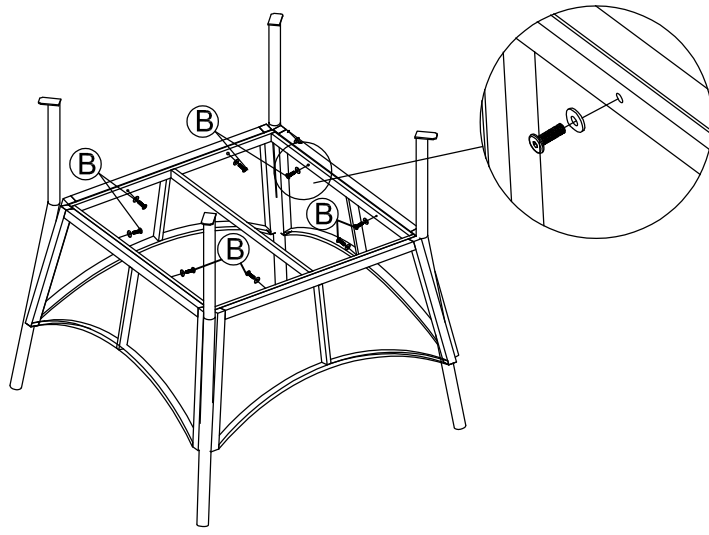
STEP 2 : Connect The Part from Step 1 and Table side (7), tighten Bolt (A), Flat Washer (D) with Allen key (E).



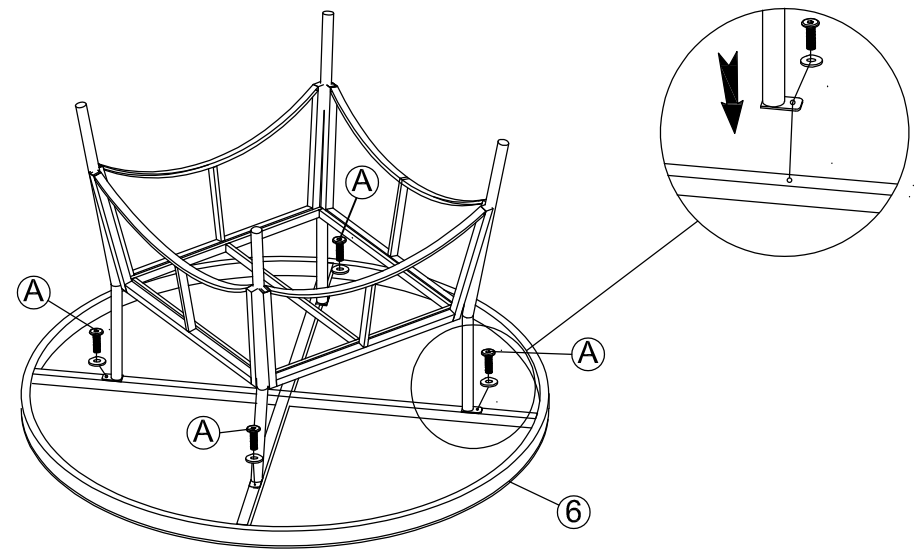
STEP 3 : Connect The Part from Step 2 and Step 1, tighten Bolt (A), Flat Washer (D) with Allen key (E).



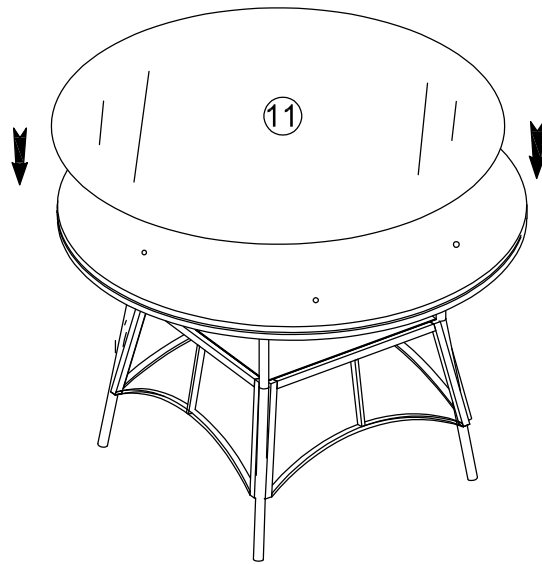
STEP 4 : Connect The Part from Step 3 and Panel Frame (9) .



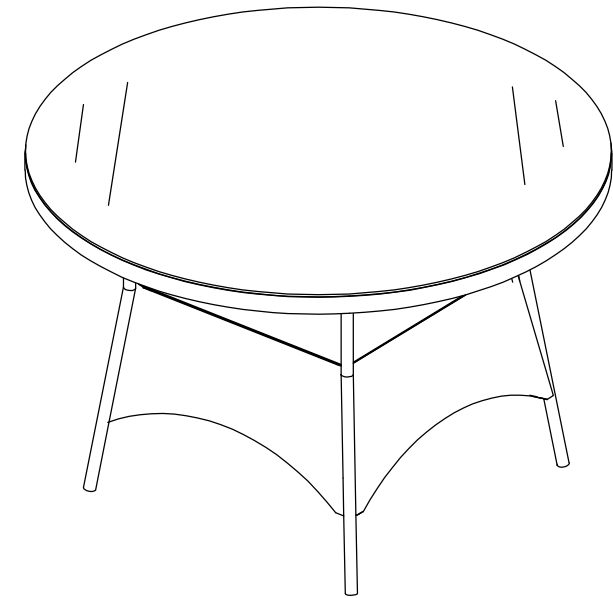
STEP 5 : Connect The Part from Step 4 with Bolt (B), Flat Washer (D) with Allen Key (E).



STEP 6 : Connect The Part from Step 5 and Table Top (6), tighten Bolt (A), Flat Washer (D) with Allen Key (E).



STEP 7 : Put Table Glass (11) on Table to finish.



FINISH