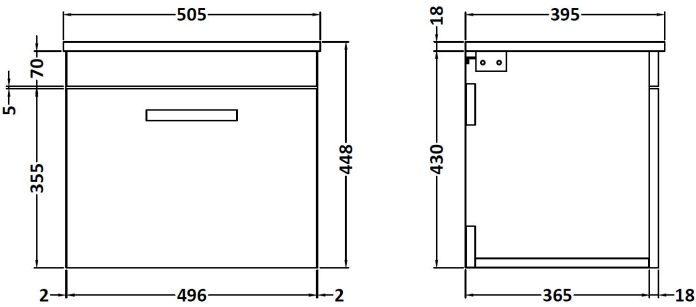


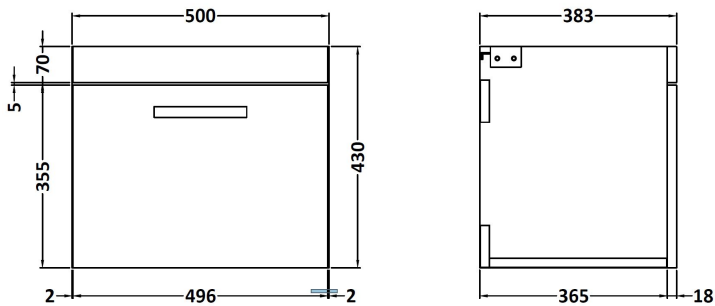
CUSTOMER DATA SHEET

DESCRIPTION: 500 Wh Single Drawer Vanity With Basin B



CUSTOMER DATA SHEET - FURNITURE

DESCRIPTION: 500 Wall Hung Single Drawer Basin Unit



PRODUCT DIMENSIONS

| Height (mm) | Width (mm) | Depth (mm) | Nett Wgt Kg |
|-------------|------------|------------|-------------|
| 430 | 500 | 383 | 13.2 |

PACKAGING DIMENSIONS

| Height (mm) | Width (mm) | Depth (mm) | Gross Wgt Kg |
|-------------|------------|------------|--------------|
| 405 | 520 | 450 | 13.2 |

PACKAGING DATA

| | | | |
|------------|---------------------|--------------|-------------|
| Box Colour | Brown Cardboard Box | | |
| Box Qty | 1 | Label Colour | White Label |
| Label Size | 100 x 50 | Label Qty | 2 |

OUTER BOX DIMENSIONS (If Applicable)

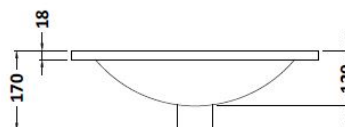
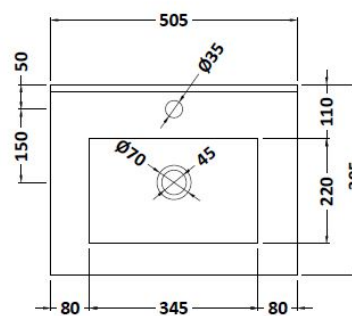
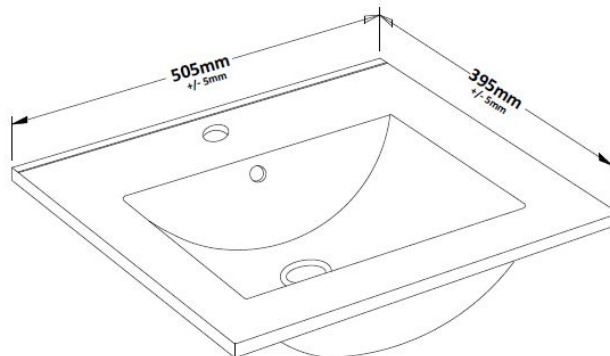
| Height (mm) | Width (mm) | Depth (mm) | Gross Wgt Kg |
|-------------|------------|------------|--------------|
| | | | |

PRODUCT DETAILS

| | | | | | | | | |
|---------------------|------------------------|--|--------------------|---------------------------|-----|----|-----|--|
| Country of Origin | United Kingdom | | Certification | FSC | Yes | CE | N/A | |
| Fitting Instruction | No | | Colour | Grey Avola | | | | |
| Constr' Method | Cam & Wood Dowel | | Constr' Type | Rigid | | | | |
| Cabinet Finish | MFC Textured Woodgrain | | Fascia Finish | MFC Textured Woodgrain | | | | |
| Cab Thickness (mm) | 18 | | Fas Thickness (mm) | 18 | | | | |
| Drawer Included | Yes | | Drawer Type | 80mm High Metal Softclose | | | | |
| No of Shelves | 0 | | Hinge Type | Not Applicable | | | | |
| Hinge Inc' | Not Applicable | | Adjustable Legs | No, Not Required | | | | |
| Fixings Inc' | Yes | | Handle Style | Contemporary | | | | |
| Handle Inc' | Yes, Supplied | | Waste Shroud | Yes | | | | |
| Handle Type | Strap | | | | | | | |

CUSTOMER DATA SHEET - CERAMICS

DESCRIPTION: 500mm Basin 1Th



PRODUCT DIMENSIONS

| Height (mm) | Width (mm) | Depth (mm) | Nett Wgt Kg |
|-------------|------------|------------|-------------|
| 170 | 500 | 390 | 9 |

PACKAGING DIMENSIONS

| Height (mm) | Width (mm) | Depth (mm) | Gross Wgt Kg |
|-------------|------------|------------|--------------|
| 400 | 520 | 200 | 9 |

PACKAGING DATA

| | | | |
|------------|---------------------|--------------|-------------|
| Box Colour | Brown Cardboard Box | | |
| Box Qty | 1 | Label Colour | White Label |
| Label Size | 105 x 50 | Label Qty | 1 |

OUTER BOX DIMENSIONS (If Applicable)

| Height (mm) | Width (mm) | Depth (mm) | Gross Wgt Kg |
|-------------|------------|------------|--------------|
| | | | |

PRODUCT DETAILS

| | |
|---------------------|-------|
| Country of Origin | China |
| Fitting Instruction | No |

| | | | |
|------------------|----------------|------|-------------|
| Certification | CE | WRAS | WRAS Number |
| Product Material | Vitreous China | | |

PANS/BIDETS

| | | | |
|------------|----------------|---------------|----------------|
| Trap Style | Not Applicable | Includes Seat | Not Applicable |
|------------|----------------|---------------|----------------|

CISTERNS

| | | | |
|------------|----------------|----------------|----------------|
| Fittings | None Included | Operating Type | Not Applicable |
| Lever Type | Not Applicable | | |

SEAT

| | | | |
|------------|----------------|----------------|------------------|
| Type | Not Applicable | Function | Seat Not Include |
| Material | Not Applicable | | |
| Hinge Type | Not Relevant | Hinge Material | Not Applicable |

BASINS

| | | | |
|------------------|--------------|------------------|---------|
| Tap Hole | One Taphole | Chain Stay Hole | No |
| Template | Not Required | Waste Type Req'd | Slotted |
| Overflow Incl. | Yes | Overflow Cover | Yes |
| Inner Bowl Depth | 220mm | | |

GENERAL

| | |
|-----------------|----|
| Fixing Supplied | No |
|-----------------|----|