

CARE AND MAINTENANCE

Store outdoor furniture indoors or cover well when not in use.
Remove wooden furniture from standing water. Dust regularly with small brush or vacuum
Spills should be taken care of immediately before they harden or stain with a slightly dampened sponge.

NOTICE

- * Please make sure that you have all parts indicated before you begin assembly of this item
- * This item should be assembled on a soft surface to prevent scratching the finish during assembly
- * This item may require periodic tightening

O U T D O O R

Weight Capacity : 275 lbs (single seat)

550 lbs (two person seat)

Warning : Do not stand on Table

Warning : Do not over torque bolts/screws



Part List and Hardware List


PIECE	DESCRIPTION	PICTURE	QUANTITY
1	Chair/Right Frame		4X
2	Chair/Left Frame		4X
3	Chair/ Back Frame		4X
4	Chair Seat Frame		4X
5	Table Top		1X
6	Table Feet Frame		2X
7	Table Side Frame		2X
8	Table Glass		1X
9	Seat Cushion		4X
A	Washer M 8x5mm		8X
B	Allen Bolt (M 6x15 mm)		12X
C	Allen Bolt (M 6x20 mm)		8X
D	Allen Bolt (M 6x40 mm)		20X
E	Allen Bolt (M 6x80 mm)		8X
F	Flat Washer		40X
G	Allen Key		2X

Model# PAT7703-1/2

Product Dimensions:

31.50"x31.50"x29.13" H (table)

22.44"x22.44"x33.07" H (Chair)










CARE AND MAINTENANCE

Store outdoor furniture indoors or cover well when not in use.
Remove wooden furniture from standing water. Dust regularly with small brush or vacuum
Spills should be taken care of immediately before they harden or stain with a slightly dampened sponge.

NOTICE

- * Please make sure that you have all parts indicated before you begin assembly of this item
- * This item should be assembled on a soft surface to prevent scratching the finish during assembly
- * This item may require periodic tightening

Part List and Hardware List


PIECE	DESCRIPTION	PICTURE	QUANTITY
5	Table Top		1X
6	Table Feet Frame		2X
7	Table Side Frame		2X
8	Table Glass		1X
B	Allen Bolt(M6x15 mm)		12X
F	Flat Washer		12X
G	Allen Key		1X

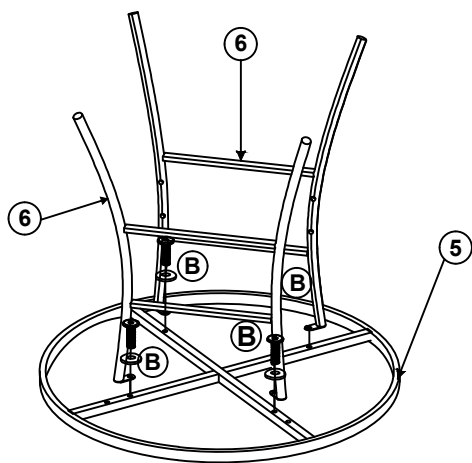
O U T D O O R

Weight Capacity : 275 lbs (single seat)
550 lbs (two person seat)

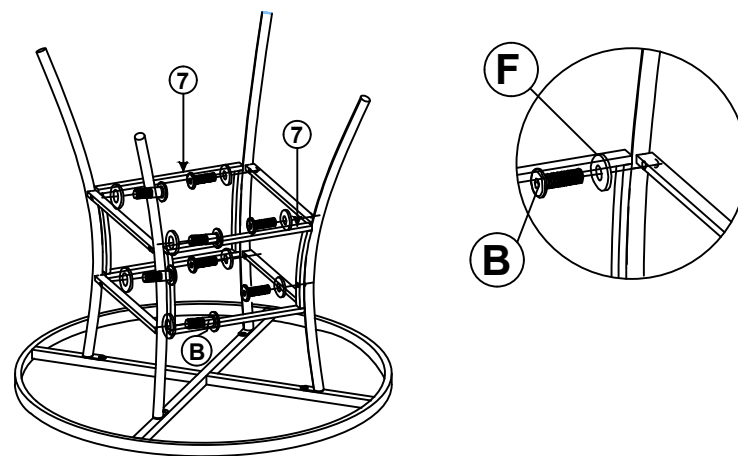
Warning : Do not stand on Table

Warning : Do not over torque bolts/screws







STEP 1 : Connect Table Top (5) & Table Feet Frame (6), tighten Allen Bolt (B), Flat Washer (F) with Allen Key (G).



STEP 2 : Connect The part from Step 1 & Table Side Frame (7), tighten Allen Bolt (B), Flat Washer (F) with Allen Key (G).



STEP 3 : Put on Table Glass (8) to finish Table



STEP 4 : FINISH

CARE AND MAINTENANCE

Store outdoor furniture indoors or cover well when not in use.
Remove wooden furniture from standing water. Dust regularly with small brush or vacuum
Spills should be taken care of immediately before they harden or stain with a slightly dampened sponge.

NOTICE

- * Please make sure that you have all parts indicated before you begin assembly of this item
- * This item should be assembled on a soft surface to prevent scratching the finish during assembly
- * This item may require periodic tightening

O U T D O O R

Weight Capacity : 275 lbs (single seat)

550 lbs (two person seat)

Warning : Do not stand on Table

Warning : Do not over torque bolts/screws



Part List and Hardware List


PIECE	DESCRIPTION	PICTURE	QUANTITY
1	Chair/Right Frame		4X
2	Chair/Left Frame		4X
3	Chair/ Back Frame		4X
4	Chair Seat Frame		4X
5	Table Top		1X
6	Table Feet Frame		2X
7	Table Side Frame		2X
8	Table Glass		1X
9	Seat Cushion		4X
A	Washer M 8x5mm		8X
B	Allen Bolt (M 6x15 mm)		12X
C	Allen Bolt (M 6x20 mm)		8X
D	Allen Bolt (M 6x40 mm)		20X
E	Allen Bolt (M 6x80 mm)		8X
F	Flat Washer		40X
G	Allen Key		2X

Model# PAT7703-2/2

Product Dimensions:

31.50"x31.50"x29.13" H (Table)

22.44"x22.44"x33.07" H (Chair)














CARE AND MAINTENANCE

Store outdoor furniture indoors or cover well when not in use.
Remove wooden furniture from standing water. Dust regularly with small brush or vacuum
Spills should be taken care of immediately before they harden or stain with a slightly dampened sponge.

NOTICE

- * Please make sure that you have all parts indicated before you begin assembly of this item
- * This item should be assembled on a soft surface to prevent scratching the finish during assembly
- * This item may require periodic tightening

Part List and Hardware List

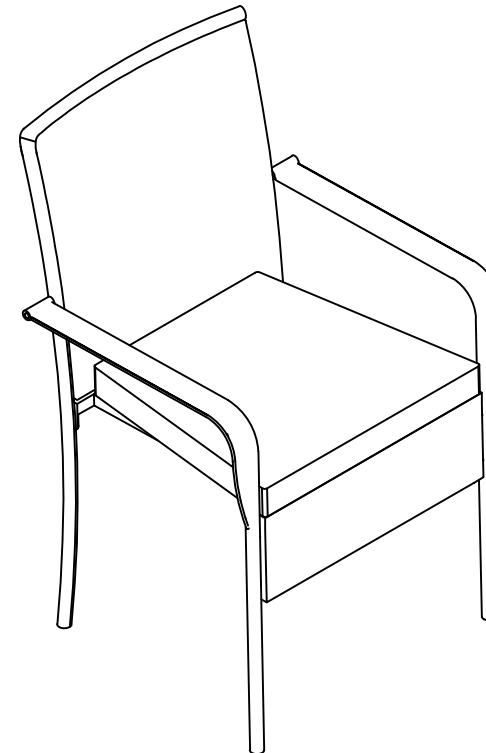
PIECE	DESCRIPTION	PICTURE	QUANTITY
1	Chair/Right Frame		4X
2	Chair/Left Frame		4X
3	Chair/ Back Frame		4X
4	Chair Seat Frame		4X
9	Seat Cushion		4X
A	Washer M 8x5 mm		8X
C	Allen bolt (M 6x20 mm)		8X
D	Allen bolt (M 6x40 mm)		20X
E	Allen bolt (M 6x80 mm)		8X
F	Flat Washer		28X
G	Allen Key		1X

O U T D O O R

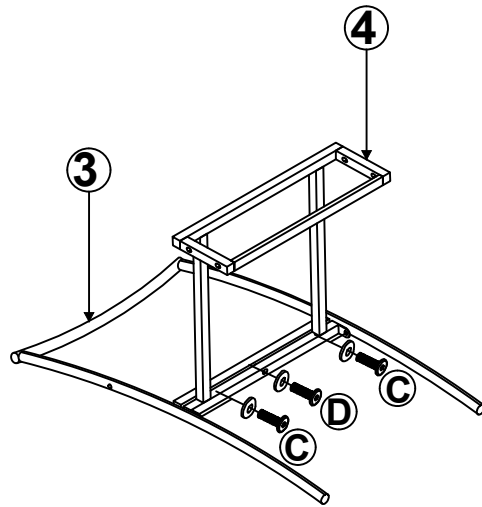
Weight Capacity : 275 lbs (single seat)
550 lbs (two person seat)

Warning : Do not stand on Table

Warning : Do not over torque bolts/screws

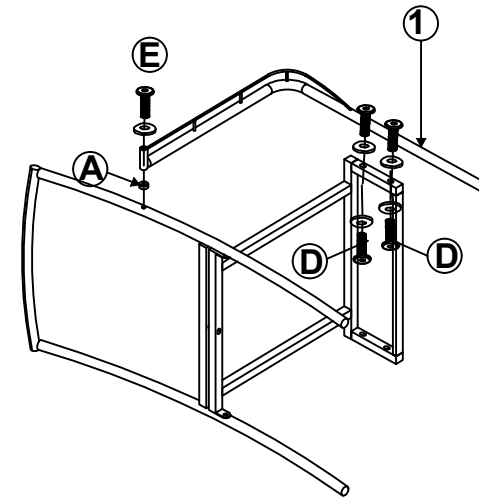


x4



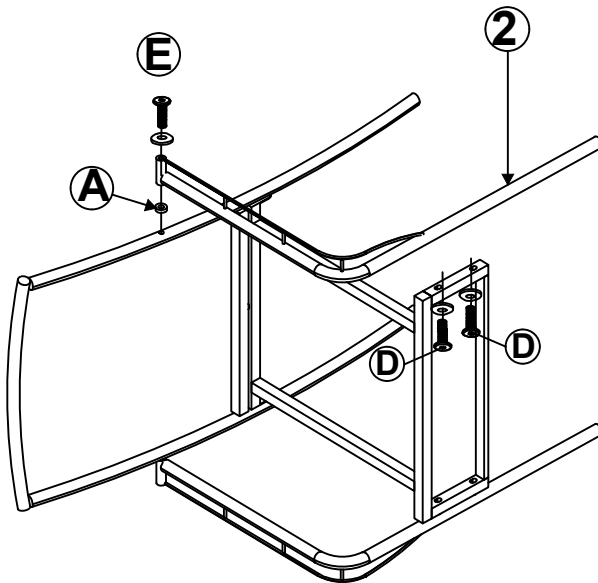
STEP 1 : Connect Chair Back Frame (3) & Chair Seat Frame (4), tighten Allen Bolt (C) and (D), Flat Washer (F) with Allen Key (G).

x4



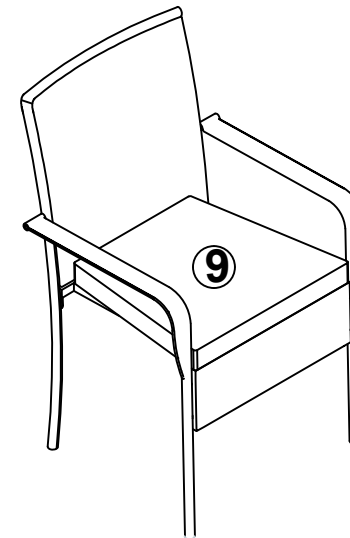
STEP 2 : Connect The Part from Step 1 & Chair Right Frame (1), tighten Allen Bolt (E) & Washer (A), Allen Bolt (D) & Flat Washer (F) with Allen Key (G).

x4



STEP 3 : Connect The Part from Step 2 & Chair Left Frame (2), tighten Allen Bolt (E) & Washer (A), Allen Bolt (D) & Flat Washer (F) with Allen Key (G).

x4



STEP 4 : Put on Seat Cushion (9) to complete Chair