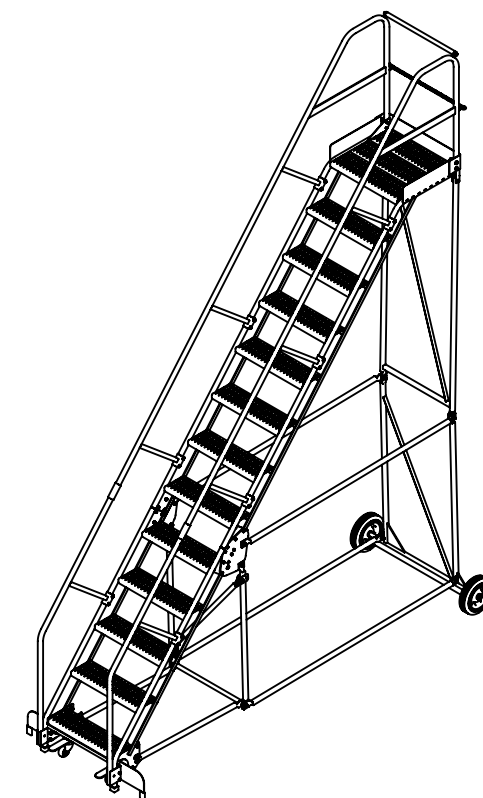
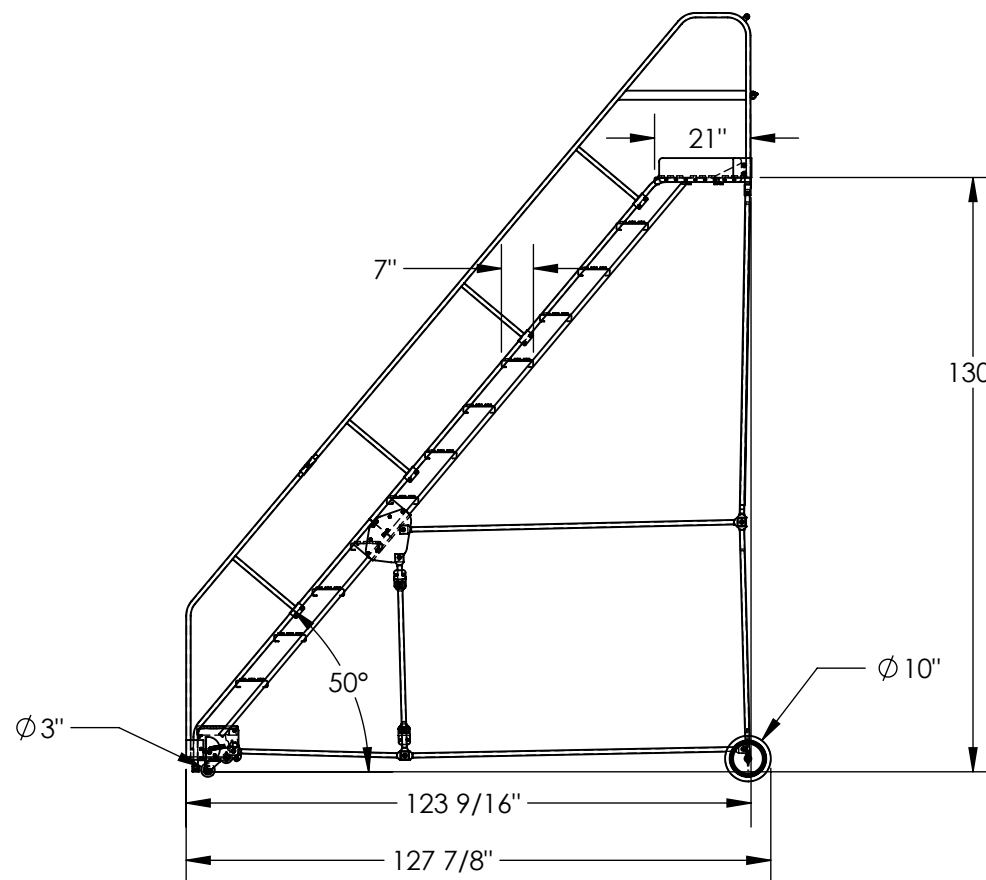
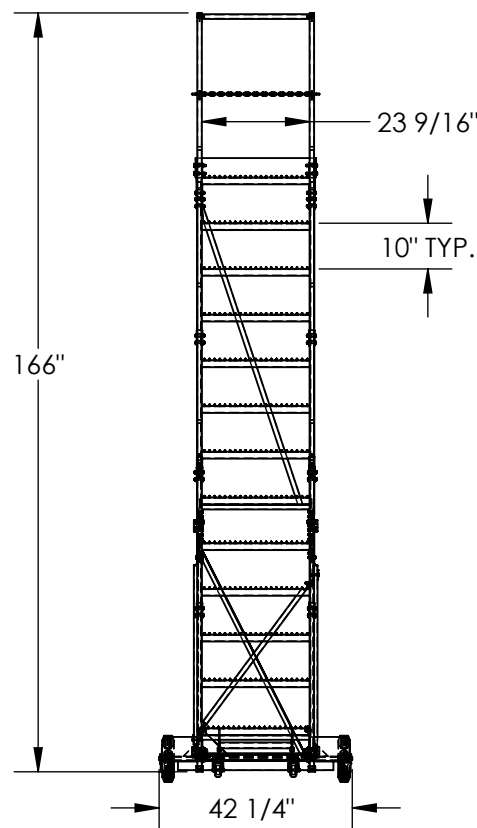


13-STEP ROLLING STEEL WAREHOUSE LADDER- LAD-13-21-G-EZ

APPROX WEIGHT: 468.83 lbs.
DOES NOT INCLUDE WEIGHT OF POWER OR PACKAGING!!!

*** ANY ADDITIONS, DELETIONS, OR OMISSIONS MUST BE CORRECTED ON THIS DRAWING AS THIS DRAWING WILL BE CONSIDERED ALL INCLUSIVE ***

ALL GRAPHICS PROVIDED ARE FOR REFERENCE ONLY. IF CERTAIN DIMENSIONS ARE CRITICAL PLEASE VERIFY THOSE DIMENSIONS WITH YOUR SALESPERSON



DIMENSION TOLERANCE $\pm 1/4"$

STANDARD FEATURES

MODEL NUMBER IS LAD-13-21-G-EZ

OVERALL WIDTH IS 42 1/4"

USABLE WIDTH IS 23 9/16"

OVERALL LENGTH IS 127 7/8"

USABLE LENGTH IS 123 9/16"

OVERALL HEIGHT IS 166"

TOP STEP HEIGHT IS 130"

STEP TYPE IS GRIP STRUT

CLIMB ANGLE IS 50°

STEP DEPTH IS 7"

TOP STEP DEPTH IS 21"

MAX CAPACITY IS 350 LBS

WHEEL SIZE IS Ø10"

FRONT WHEEL SIZE IS Ø 3"

TOUGH BAKED IN POWDER COATED BLUE FINISH

BOTTOM STEP HAS TOUGH BAKED IN

POWDER COATED YELLOW FINISH

NOTE

SOME ASSEMBLY REQUIRED

TOOL TRAY SOLD SEPARATELY

SAFETY GATE SOLD SEPARATELY

SPECIAL FEATURES

NONE

APPROVAL

I, THE UNDERSIGNED, AGREE THAT THE PRODUCT AS REPRESENTED SATISFIES DESIGN AND DIMENSION REQUIREMENTS. I ALSO ACKNOWLEDGE MY DUTY TO CONFIRM PRODUCT AND INSTALLATION COMPLIANCE WITH ALL APPLICABLE FEDERAL, STATE AND LOCAL REGULATIONS AND STANDARDS.

ANY MODIFIED UNITS ARE NON-RETURNABLE

[] As drawn [] As marked

Signed: _____ Date: _____

Printed Name: _____

LEAD TIME WILL START UPON RECEIPT OF SIGNED APPROVAL DRAWING

FOR INTERNAL USE ONLY
PROJECT SIGN OFF

SALES _____

ENG. _____

FAB. _____

POWER _____

DISTRIBUTOR'S NAME:

VESTIL MANUFACTURING

DRAWN BY: BCN

DATE: 7/18/2016

REFERENCE: X

SCALE: 1:42

QUOTED LEAD TIME: X

QUOTE # X

P.O.# X

W.O.# X

SALES: X

FILE NAME:

44-007-562