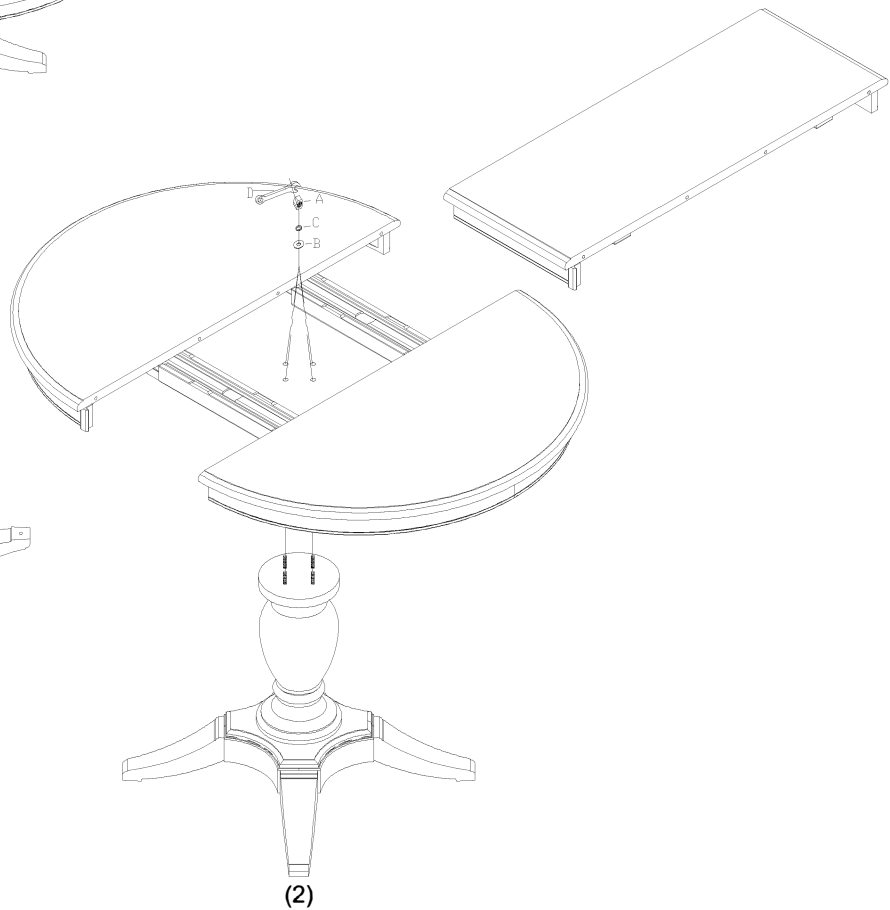
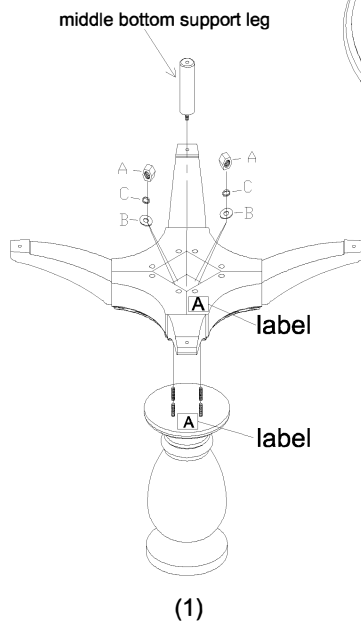
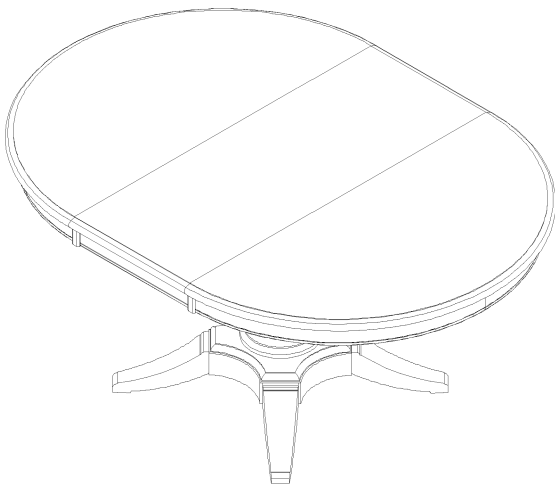






ASSEMBLY INSTRUCTION

76 - 052 ROUND DINING ROOM TABLE

IMPORTANT NOTES :

- . Place all wooden parts on a clean and smooth surface such as a rug or carpet to prevent the parts from being scratched.
- . Check to be sure that you have all parts and hardware.
- . Remove all wrapping materials, including staples and packing straps before you start to assemble.
- . Do not tighten all screws and bolts until completely assembled.
- . Keep all hardware out of the reach of children.



Code	Description	Qty
A	 Hex Nut 3/8"	8
B	 Flat washer 3/8"*22	8
C	 Lock washer 3/8"	8
D	 Wrench (14)	1

MADE IN VIETNAM