

# Zellige

HANDCRAFTED CLAY TILE



# Shop the look.



## *LOVE THE RUSTIC CHARM OF THIS BACKYARD GARDEN OASIS?*

Our Evergreen & Oyster Shell Bejmat Glazed Tile will keep you on the right path!

## *LIKE THE IDEA BUT NOT THE COLORS?*

We stock an assortment of other color options to help you get the look you love!

## *DON'T SEE A COLOR YOU LOVE?*

Let us show you all of the available colors and check the current wait time for our artisans to craft your tile. You never know, the color you hoped for may already be on its way!

# Meet Zellige.

The Zellige tile collection from Villa Lagoon Tile brings a rustic charm to any project. Unlike machined tile, these exquisite Zellige and Bejmat tiles are crafted entirely by hand in a time-honored method of tile-making designed to celebrate the natural beauty of the clay.



*Like the irregularities in natural wood grain or the tiny air bubbles in hand-blown glass, it is these perfect imperfections that produce the beautiful effect Zellige tile is known for.*



# Tradition.



Skilled artisans in Fez, Morocco use local clays fired in kilns fueled by olive pits to create these tiles, which are then finished with an enamel glaze. The production of glazed clay tiles in Morocco dates back over 1,000 years. Having imbued a sense of luxury and artistry in homes, religious buildings, and other public spaces, the style is enjoying a resurgence of interest in this millennium. Because Villa Lagoon Tile Zellige tiles are molded, cut, and glazed by hand, each tile is unique with variations in color, edging and shape. Like the irregularities in natural wood grain or the tiny air bubbles in hand-blown glass, it is these perfect imperfections that produce the beautiful effect Zellige tile is known for.




# FOR THE LOVE OF COLOR

2022 ZELLIGE COLOR PALETTE



NATURAL UNGLAZED  
ZL-NAT



TERRE NUE GLAZE  
ZL-N02



SNOW WHITE  
ZL-100




MERINGUE  
ZL-101



OYSTER SHELL  
ZL-102




DRIFTWOOD  
ZL-104




BLACK SATIN  
ZL-200




OBSIDIAN  
ZL-200



CHARCOAL  
ZL-202




GRAPHITE  
ZL-203




METALLIC BLACK  
ZL-204



MODEST GRAY  
ZL-205




DARK CHARCOAL  
ZL-207




EVERGREEN  
ZL-300



GARDEN GROVE  
ZL-301



JADEITE  
ZL-302




DEEP FOREST  
ZL-303




WINTERGREEN  
ZL-304




PARADISE GREEN  
ZL-305




EMERALD GREEN  
ZL-306



HIGH TIDE  
ZL-307




GREEN APPLE  
ZL-308



SPANISH OLIVE  
ZL-309



LIGHT GREEN TEA  
ZL-310




PARADISE SATIN  
ZL-405




ICEBERG  
ZL-400




SKY BLUE  
ZL-401



OCEANSIDE  
ZL-402




WATERFALL  
ZL-403




MARIANA BLUE  
ZL-404




WHISPER BLUE  
ZL-406



TIDEPPOOL  
ZL-408



MIDNIGHT SWIM  
ZL-M40



POPPY  
ZL-500




PEONY  
ZL-501



BLUSHED LINEN  
ZL-502



DOGWOOD  
ZL-503



SANGRIA  
ZL-504




COPPER ROSE  
ZL-505




DUSTY ROSE  
ZL-506




HEIRLOOM  
ZL-508



ORANGE  
ZL-509



PLUM ASH  
ZL-510



PLUM  
ZL-511




BUTTERSCOTCH  
ZL-600




CARAMEL  
ZL-500




BURNT UMBER  
ZL-602



PENNY  
ZL-603



AUBERGINE  
ZL-604



EGGPLANT  
ZL-605



GOLDENROD  
ZL-700



SUNNY CITRON  
ZL-701

# Shapes and Sizes.

Imagination is our only boundry.





# *Always in Stock*



## **Traditional**

4" Square / 100x100x11mm

11mm Thick

9.3 pcs/sf

\*Not recommended for floors



## **Bejmat**

5 ½" Rectangle / 140x45x20mm

20 mm Thick

14.9 pcs/sf

\*OK to use for light traffic floors



## **Mosaic Mat**

2" Square Mat / 50x50x11mm




11mm Thick

1.3 pcs/sf

\*Not recommended for floors




## *Custom Shapes and Sizes*



### **Endless possibilities with traditionally crafted Moroccan tile...**

Contact us to learn about available shapes, sizes, colors, lead times, and minimum order.



"It's the simple things in  
life that are the most  
extraordinary."

-Paulo Coelho





## Installation Tips & Guidance

# Zellige Installation

the basics



## 1. PREP THE SURFACE

Ensure the surface to be tiled is clean and level.



## 2. PULL TILES FROM DIFFERENT BOXES

To work with the variation from tile to tile and box to box, it is a good idea to pull out tiles from several boxes and mix them to achieve a good, balanced overall appearance.



## 3. USE A FLEXIBLE ADHESIVE

Use a flexible, high-bond adhesive or mortar to set the tiles. It is a good idea to apply adhesive to both the back of the tiles and the surface to be tiled, a common technique known as "back-buttering".

# Zellige Installation

continued



## 4. SET THE TILES

Set the tiles as closely together as possible with little to no gap. Do not use spacers. Because they are handmade, there will be some edge irregularities, so small gaps here and there are acceptable and can be filled with grout in a later step. As you lay the tiles, level them by hand trying to keep an average level.



## 5. CUT AS NEEDED

The tiles can be easily cut, if needed, using a standard wet tile saw with a diamond-tipped blade.



## 6. GROUT

After the tiles have been set, use a soft grout float to spread the grout over the tiles and be sure to fill the spaces between tiles fully. We recommend a flexible liquid grout. After 20-30 minutes, the excess grout can be wiped off with a damp sponge or cloth, please refer to the manufacturers recommendations.

# Zellige Q&A

## Can I use Zellige in showers, pools, and fountains?

Zellige can be used for all wet areas with proper installation.

## Is Zellige easy to cut?

Yes, with a standard wet saw.

## Do they need to be sealed?

Glazed Zellige doesn't need to be sealed but our series of unglazed tiles will require a penetrating sealant such as FilaFob.

### Can I use Zellige on the floor? ■

For floor applications, we recommend our Bejmat tile over Zellige because it has a thicker clay body and color layer. Standard glazed Zellige is only suitable for very light traffic.

### Is it suitable for outdoor use? ■

Yes.

### What kind of grout do I need? ■

Standard grout is suitable for most applications.

# Zellige Q&A

continued.



# Let's Connect!

## Website

[villalagoontile.com](http://villalagoontile.com)

## Phone Number

(251) 968-3375

## E-mail Address

[info@villalagoontile.com](mailto:info@villalagoontile.com)

