

CARE AND MAINTENANCE

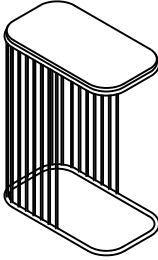

Always use felt pads under all articles to prevent discoloration or softening of the lacquer. Plastic and rubber bases on items can discolor wood. Wipe up spills immediately and avoid common hazards such as hot dishes, harsh solvents and abrasives. Cleaning should be done with a soft lint free cotton cloth dampened with water or furniture polish. On highly used surfaces we recommend applying a quality paste wax which should be used on a regular basis to provide additional protection from scratches and spills. How often you apply the wax depends on how much wear the furniture receives.

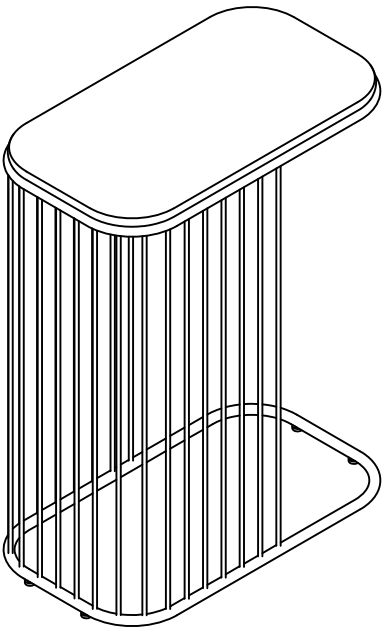
NOTICE

- * Please make sure that you have all parts indicated before you begin assembly this item.
- * This item should be assembled on a soft surface to prevent scratching the finish during assembly.
- * This item may require periodic tightening.

Product Dimension: 17.7" x 10" x 22.8"H
Weight Capacity: 22.05lbs

Part List and Hardware List

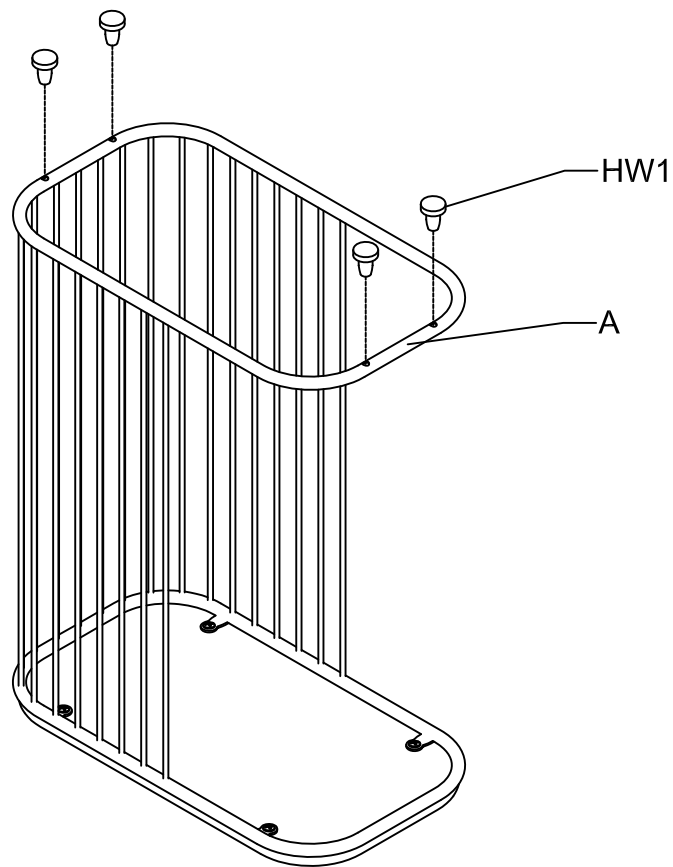
PIECE	DESCRIPTION	PICTURE	QUANTITY
A	Frame		1X
HW1	Foot Nail		4X



PREPARATION

Before beginning assembly of product, make sure all parts are present. Compare parts with package contents list.
If any part is missing or damaged, do not attempt to assemble the product.
Estimated Assembly Time: 5 minutes.

1



Step 1

Insert foot nail (HW1) into the holes on the bottom of frame (A) as shown in drawing.