



6-Tiers Spice Rack Installation Instructions

Accessories include



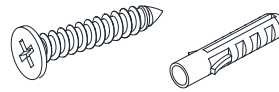
A Basket*3



B Basket*3



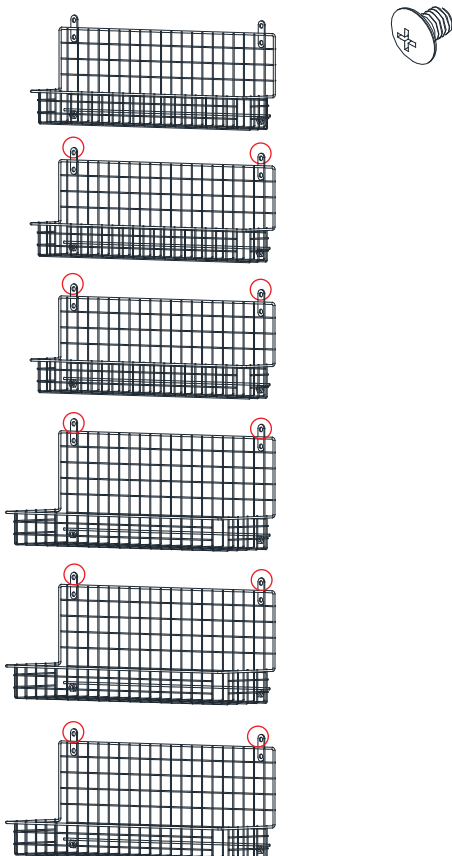
① Big Head Screw *12



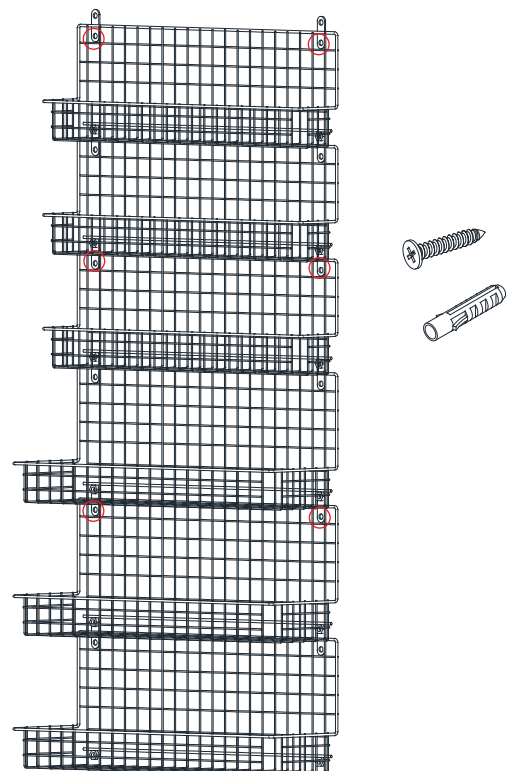
② Long Screw & Anchor *14

Installation steps(1 st method)

1. Use big head screw to connect each basket, the order of each basket can be adjusted freely .



2. Use long screws to fix the spice rack on the wall .



Installation steps(2 nd method)

1. Use long screws to fix spice rack on the wall .Each basket can be installed in any combination.

