

MINCETA

Always exceed your expectations



BARSTOOL USER GUIDE



MINCETA

Always exceed your expectations

BRAND STORY

MINCETA brings the trendy and comfortable furniture accessible to everyone on every budget.

We work directly with our manufacturers to produce unique, durable pieces using high-quality materials.

This direct relationship means we can bring you stylish and appealing furniture at unrivaled value.

With MINCETA'S fast & free delivery, you can create a beautiful home in a snap.

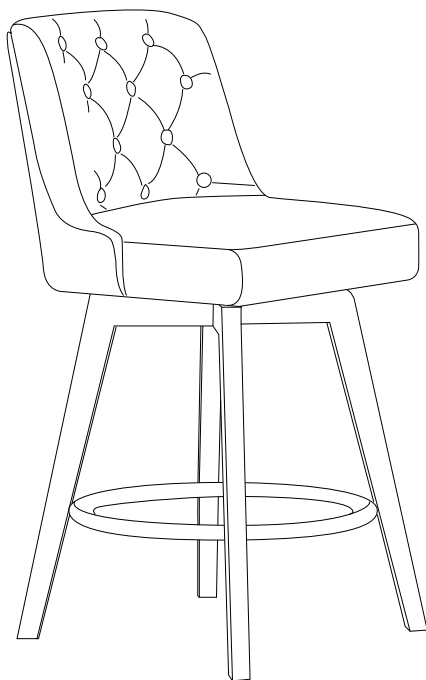
We're glad you're here. Thanks for choosing

MINCETA.

-MINCETA Team


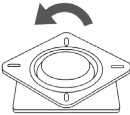
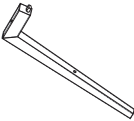
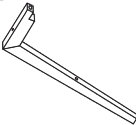
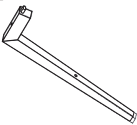
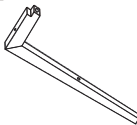
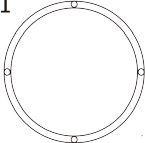







Assembly Manual

Counter & Bar Height Swivel Stool



⚠ CAUTION

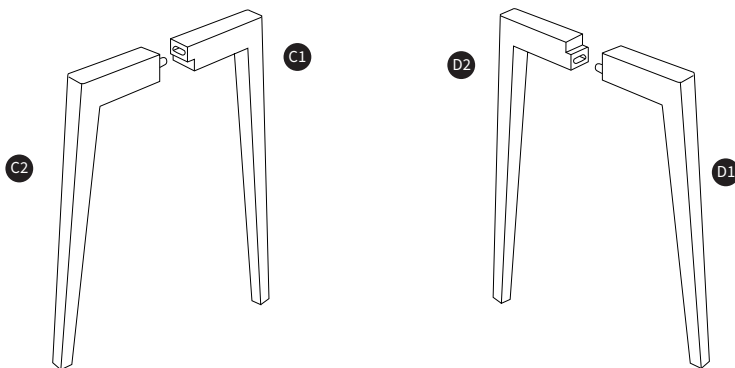
THIS ASSEMBLY MANUAL CONTAINS IMPORTANT SAFETY INFORMATION.
PLEASE READ AND KEEP FOR FUTURE REFERENCE.

<p>Ax1</p> 	<p>Bx1</p> 	<p>D1x1</p> 
<p>C1x1</p> 	<p>C2x1</p> 	<p>D2x1</p> 
<p>Ex1</p> 	<p>Kx1</p> 	<p>Fx4</p>  <p>M6x20</p>
<p>Gx4</p>  <p>M6x35</p>	<p>Hx4</p>  <p>M6x45</p>	<p>Ix4</p>  <p>M6x25</p>
<p>Jx4</p>  <p>6x16</p>	<p>Lx1</p> 	

INSTRUCTION

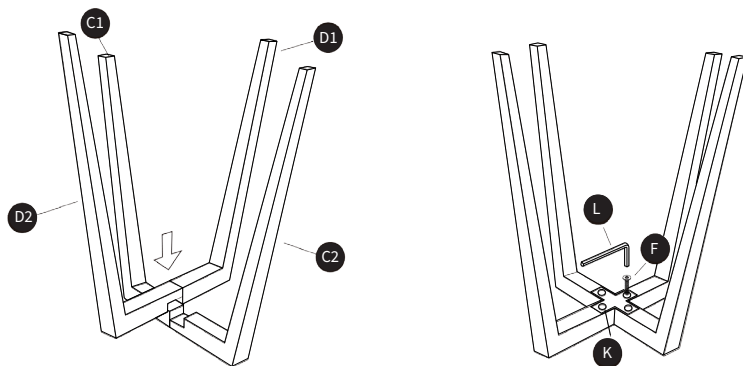
- 1 Connect Leg (C1) and Leg (C2), Leg (D1) and Leg (D2) together to get the stool base.

Note: Loosely attach the Bolts one by one and keep them loose. **Do not fully tighten.** After **loosely** attach the first bolt, move on to the diagonal bolt. After all bolts are attached, use Allen Wrench to tighten.



- 2 Flip over the wood base, using Allen Wrench (L) and Bolts (F) to connect X part (K) to lock the wood base.

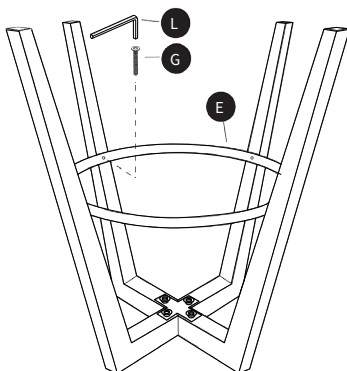
Note: Loosely attach the Bolts one by one and keep them loose. **Do not fully tighten.** After **loosely** attach the first bolt, move on to the diagonal bolt. After all bolts are attached, use Allen Wrench to tighten.



INSTRUCTION

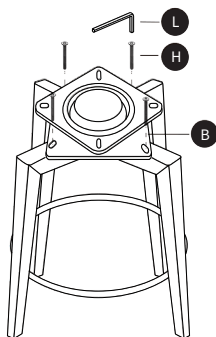
- 3 Flip over the wood base. Use Allen Wrench (L), and Bolts (G) to attach Circle Part (E) to wood base.

Note: Loosely attach the Bolts one by one and keep them loose. **Do not fully tighten.** After **loosely** attach the first bolt, move on to the diagonal bolt. After all bolts are attached, use Allen Wrench to tighten.

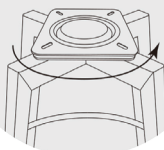


- 4 Attach Swivel Plate (B) to assembled wood base, using Bolts (H) and Allen Wrench (L).

Note: Loosely attach the Bolts one by one and keep them loose. **Do not fully tighten.** After **loosely** attach the first bolt, move on to the diagonal bolt. After all bolts are attached, use Allen Wrench to tighten.



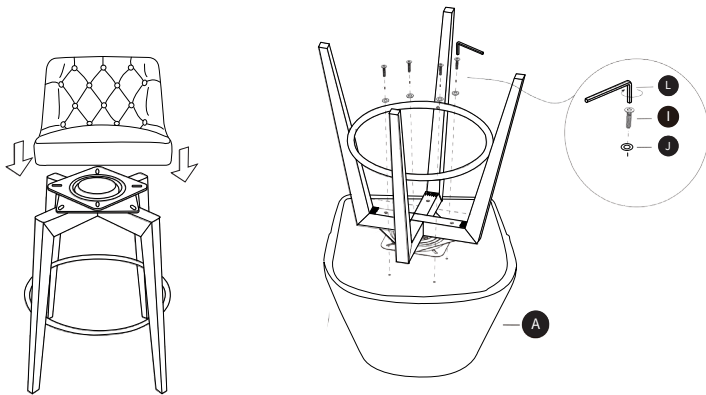
Rotate the swivel plate by 45 degree first.



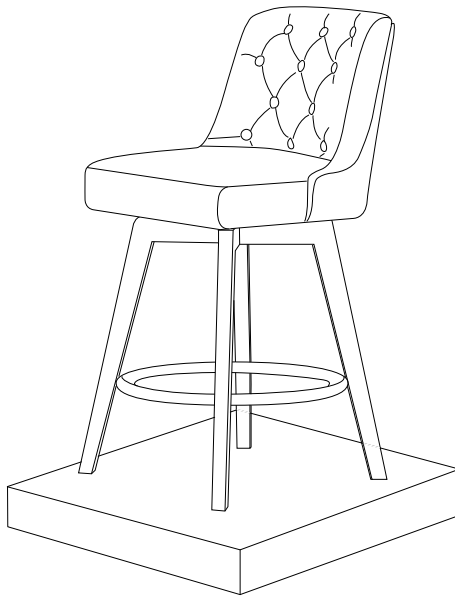
INSTRUCTION

- 5 Attach the assembled wood base to the Chair Seat (A), using Bolts (I), Flat Washers (J) and Allen Wrench (L).

Note: Loosely attach the Bolts one by one and keep them loose. **Do not fully tighten.** After **loosely** attach the first bolt, move on to the diagonal bolt. After all bolts are attached, use Allen Wrench to tighten.



INSTRUCTION



RETURN POLICY

- 30-day return policy
- 1 Year Warranty

30-DAY RETURN POLICY

We have a 30-day return policy, which means you have 30 days after receiving your item to request a return.

If you are not completely satisfied with your purchase, please contact customer service. All our products are subject to a 30 day return period from the date of original delivery.

RETURN REQUEST

1. Your item must (need to) be in the same condition as you received it, unworn or unused, with tags and original packaging.
2. Please inspect your item when you receive it. If the item is defective, damaged or you have received the wrong item please contact us immediately so that we can assess the problem and rectify it.
3. Please pack the item in our original packaging and take a photo to confirm with us. If the item has not been opened please take a photo of the packaging.
4. Use only the return shipping label we sent you.
5. Only use the return address we provide.
6. We do not accept items sent back to us without contacting customer service.
7. Unfortunately, we do not accept returns for special offers or gift cards. If you have any questions or concerns about a specific item please contact us.

RETURN PROCESS

1. Please contact your customer service and provide your order number, reason for return and a photo of the item.
2. Please pack the item in our original packaging and take a photo to confirm with us. If the item is not opened, please take a photo of the packaging.
3. Customer service will contact you within 48 hours. If the return request is approved we will send you a return label.
4. We will notify you once we have received and inspected your return and let you know if the refund has been approved. If approved you will automatically receive a refund via the original payment method.
5. Please note that it may also take 1-3 working days for your bank or credit card company to process and post the refund. Refunds are expected to be processed within 1-4 working days.

1 YEAR WARRANTY

We offer a 1 year free warranty. So if your item arrives damaged (even from the shipping company) please inform us immediately. We will need pictures or video (we need pictures or video to confirm the condition of the item) to assist you with replacement parts, replacement items (subject to availability) or a full refund. 1 Year Warranty

CARE & MAINTENANCE

- Water Based Cleaner ‘W’ : Spot clean using the foam only from a water-based cleaning agent such as a mild detergent or non-solvent upholstery shampoo product. Apply foam with a soft in circular motion. Vacuum when dry.
 - Do not place furniture in direct sunlight and keep furniture at least 60 cm / 2 feet from heat sources to avoid fading.
-

FOLLOW MINCETA

- Follow mincetaliving.com and become a MINCETA member. MINCETA will offer discounts for new members from time to time.
- Connect with us on social media (Facebook, Instagram, Pinterest, Twitter, YouTube, Snapchat) @mincetaliving. More new products, benefits, promotions and give away activities will be announced on minceta media.
- www.mincetaliving.com



@mincetaliving
www.mincetaliving.com

MINCETA

Suggestions & Feedback

Your feedback and suggestion is very important to our company as we constantly strive to improve our product as service. If you have any suggestions and comments about our products, please feel free to contact us. Once the recommendation is adopted, we will give you exquisite gifts or discounts.



contactus@mincetaliving.com