

RIFLESSO

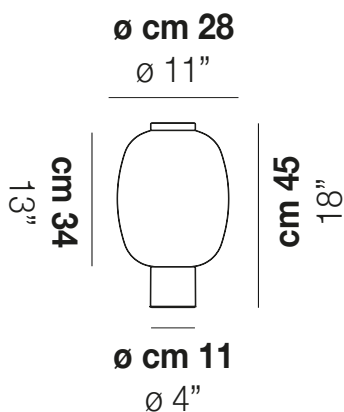
Design Chiaramonte & Marin

RIFLESSO LT 2



In the Riflesso collection the simplicity and lightness of glass become the main features with three different sinuous shapes. The silhouettes of the diffuser are enhanced by the LED light source.

RIFLESSO LT 2



TECHNICAL DATA:



LED 2700K DIM4 1x10,5 W 35 V

LED 3000K DIM4 1x10,5 W 35 V

CERTIFICATIONS:

Led 2700 K 10,5 W 35 V 1400 lm DIM4 Push

Led 3000 K 10,5 W 35 V 1400 lm DIM4 Push

VOLUME Mc 0,13

GROSS WEIGHT Kg 0

NET WEIGHT Kg 0

download




SHADE FINISHING



CRTR

FUTR

FRAME FINISHING

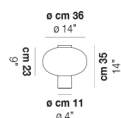


BKS

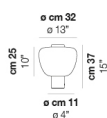
RAV

OTHER VERSION AVAILABLE

Click on the version to go to the web version of the product



RIFLE LT 1



RIFLE LT 3