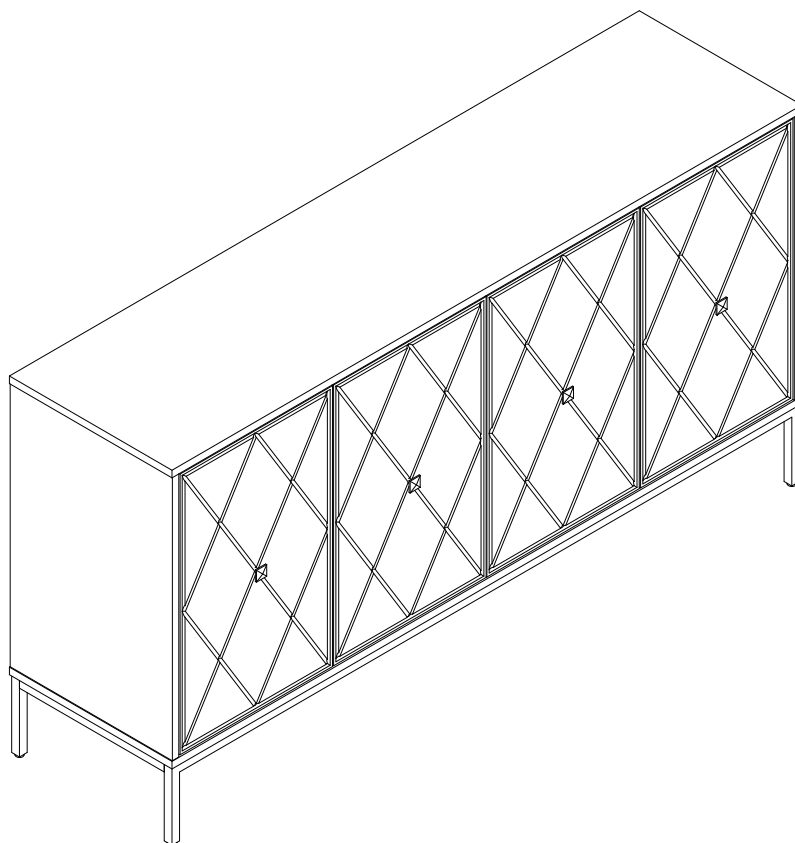

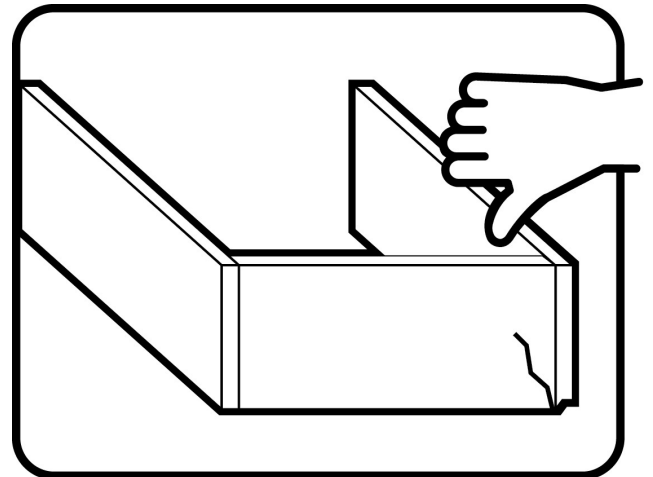
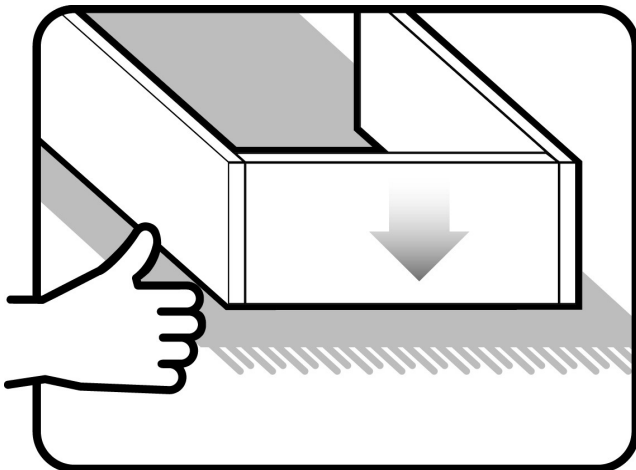

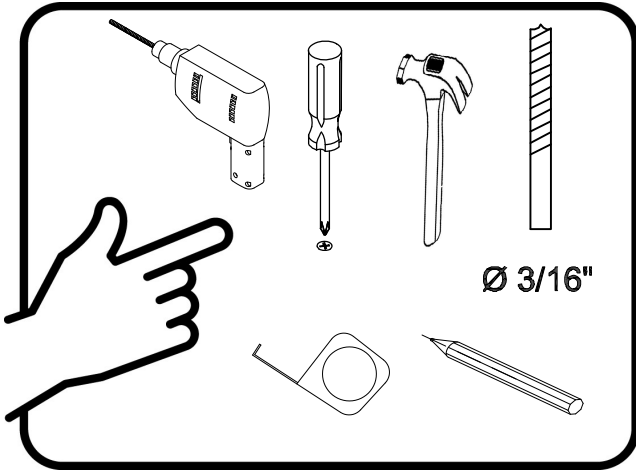


Assembly | Asambla | Assemblage

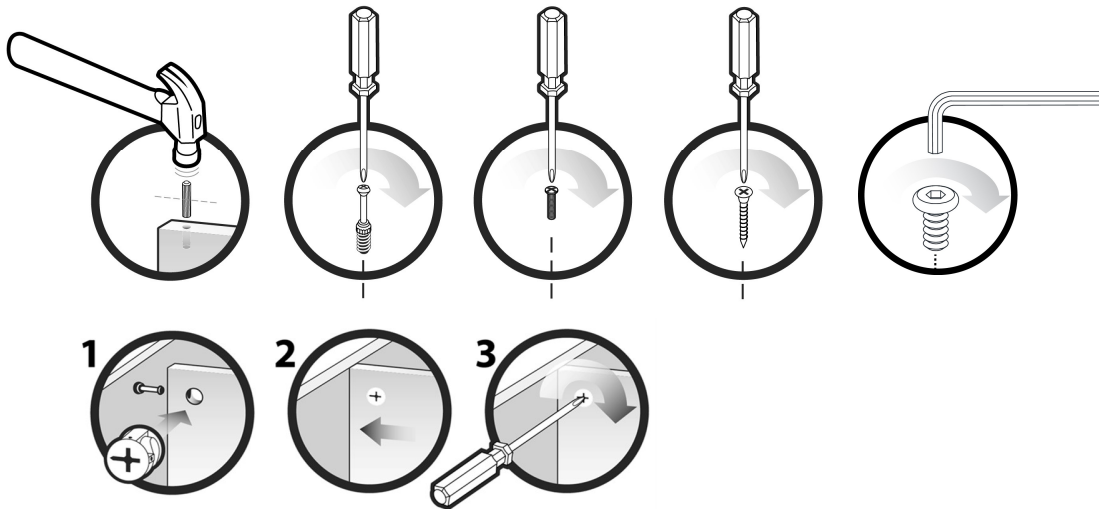


Assembly | Asamblea | Assemblage




Assembly | Asamblea | Assemblage

Techniques | Técnicas | Techniques



Care | Cuidado | Entretien



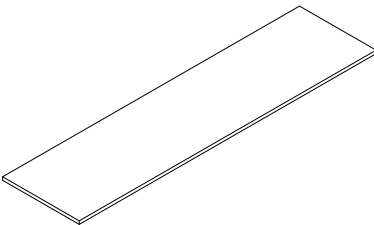
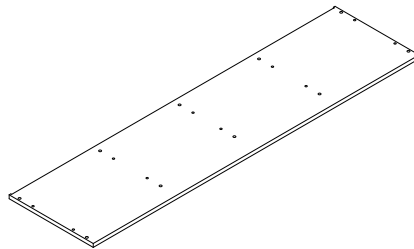

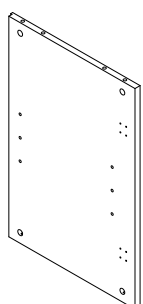
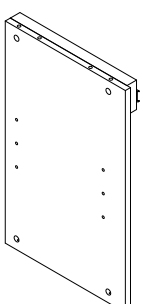
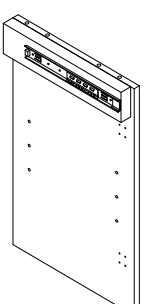
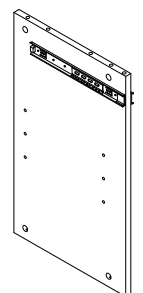
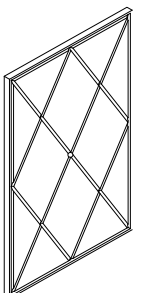
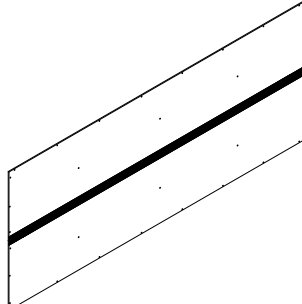
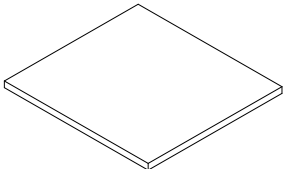
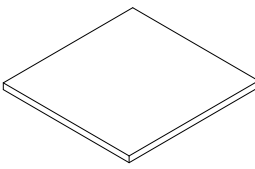
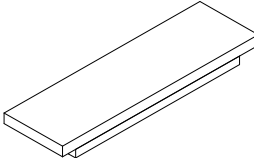
Safety | Seguridad | Sécurité



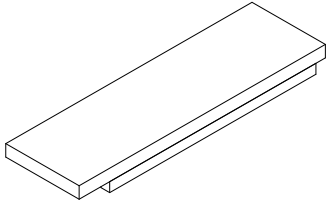
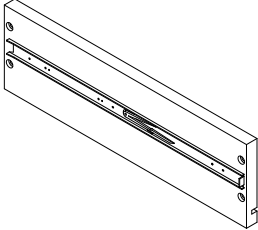
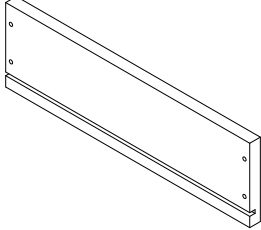
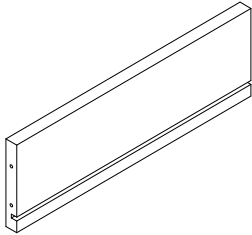
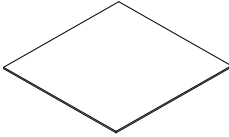
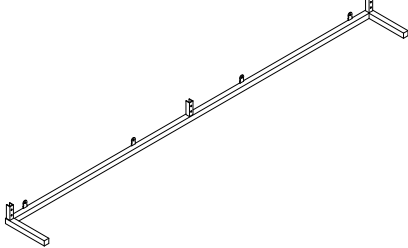
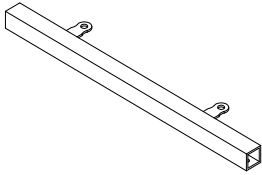
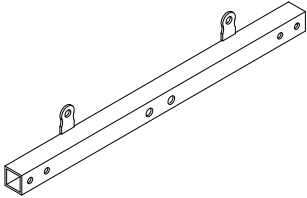
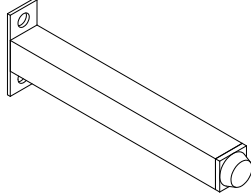
Note! | ¡Nota! | Remarque!




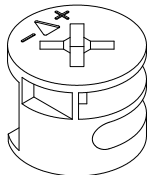
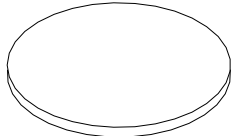
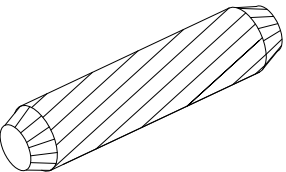
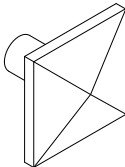
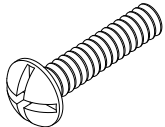
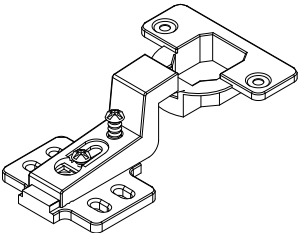
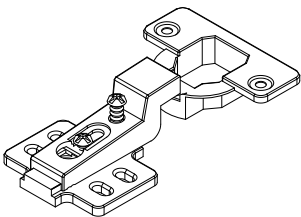
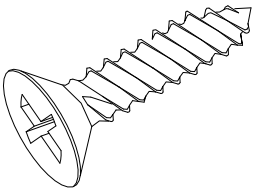
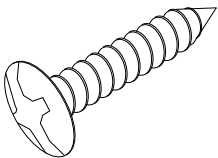
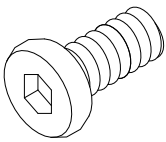
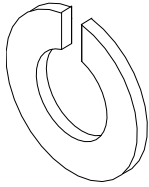
Assembly | Asamblea | Assemblage

<p>A x1</p>  <p>Top panel Panel superior Panneau supérieur</p>	<p>B x1</p>  <p>Bottom panel Panel inferior Panneau du bas</p>	<p>C x1</p>  <p>Left side panel Panel lateral izquierdo Panneau latéral gauche</p>
<p>D x1</p>  <p>Right side panel Panel lateral derecho Panneau latéral droit</p>	<p>E x1</p>  <p>Left vertical panel Panel vertical izquierdo Panneau vertical gauche</p>	<p>F x1</p>  <p>Right vertical panel Panel vertical derecho Panneau vertical droit</p>
<p>G x1</p>  <p>Middle vertical panel Panel vertical medio Panneau vertical central</p>	<p>H x4</p>  <p>Door panel Panel de la puerta Panneau de porte</p>	<p>I x1</p>  <p>Back panel Panel posterior Panneau arrière</p>
<p>J x2</p>  <p>Side shelf panel Panel lateral del estante Panneau de tablette latérale</p>	<p>K x2</p>  <p>Middle shelf panel Panel de estante medio Panneau d'étagère du milieu</p>	<p>L x1</p>  <p>Left drawer front panel Panel frontal del cajón izquierdo Panneau avant du tiroir gauche</p>

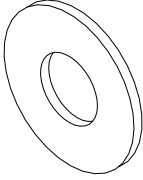
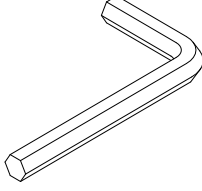
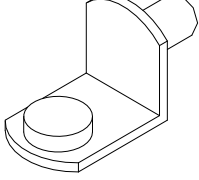
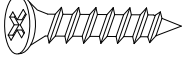
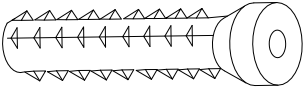
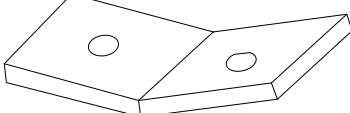
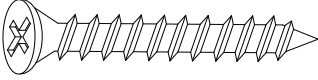
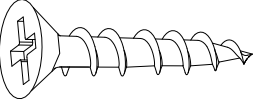
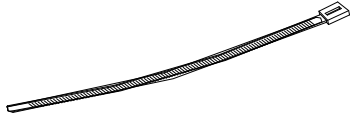
Assembly | Asamblea | Assemblage

<p>M x1</p>  <p>Right drawer front panel Panel frontal del cajón derecho Panneau avant du tiroir droit</p>	<p>N x2</p>  <p>Left drawer side panel Panel lateral izquierdo del cajón Panneau latéral du tiroir gauche</p>	<p>O x2</p>  <p>Right drawer side panel Panel lateral derecho del cajón Panneau latéral droit du tiroir</p>
<p>P x2</p>  <p>Drawer back panel Panel posterior del cajón Panneau arrière de tiroir</p>	<p>Q x2</p>  <p>Drawer bottom panel Panel inferior del cajón Panneau inférieur de tiroir</p>	<p>R x2</p>  <p>Iron frame Marco de hierro Armature de fer</p>
<p>S x2</p>  <p>Side rail Carril lateral Rail latéral</p>	<p>T x1</p>  <p>Middle rail Carril medio Rail du milieu</p>	<p>U x1</p>  <p>Middle leg Pierna media Jambe moyenne</p>

Assembly | Asamblea | Assemblage

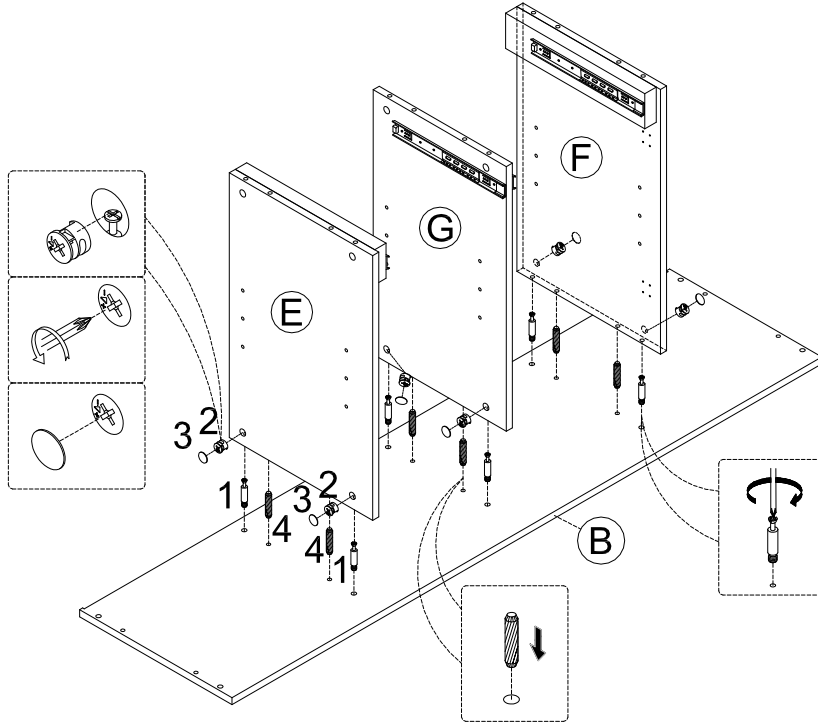
<p>1 x20</p>  <p>Cam bolt Perno de leva Boulon à came</p>	<p>2 x20</p>  <p>Cam lock Bloqueo de la leva Serrure à came</p>	<p>3 x20</p>  <p>Cover Tapa Couverture</p>
<p>4 x20</p>  <p>Wood dowel Taco de madera Cheville en bois $\phi 8 \times 30 \text{mm}$</p>	<p>5 x4</p>  <p>Knob Pomo Poignée</p>	<p>6 x4</p>  <p>Bolt Tornillo Boulon $\phi 4 \times 19 \text{mm}$</p>
<p>7 x4</p>  <p>Large hinge Bisagra grande Grande charnière</p>	<p>8 x4</p>  <p>Small hinge Bisagra pequeña Petite charnière</p>	<p>9 x48</p>  <p>Screw Tornillo Vis $\phi 3.5 \times 14 \text{mm}$</p>
<p>10 x46</p>  <p>Screw Tornillo Vis $\phi 3 \times 14 \text{mm}$</p>	<p>11 x14</p>  <p>Bolt Tornillo Boulon $\phi 1/4" \times 5/8"$</p>	<p>12 x14</p>  <p>Spring washer Arandela de resorte Rondelle élastique $\phi 1/4"$</p>

Assembly | Asamblea | Assemblage

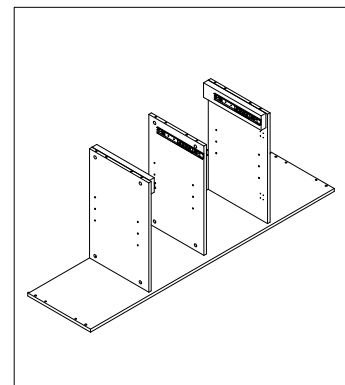
<p>13 x14</p>  <p>Flat washer Arandela plana Rondelle plate $\phi 1/4" \times 16\text{mm}$</p>	<p>14 x1</p>  <p>Allen wrench Llave Allen Clé Allen</p>	<p>15 x16</p>  <p>Shelf pin Estante pin Goupille d'étagère</p>
<p>16 x16</p>  <p>Screw Tornillo Vis $\phi 8 \times 25\text{mm}$</p>	<p>17 x2</p>  <p>Anchor Ancla Ancre</p>	<p>18 x4</p>  <p>Bracket Soporte Support</p>
<p>19 x2</p>  <p>Screw Tornillo Vis $\phi 8 \times 38\text{mm}$</p>	<p>20 x2</p>  <p>Screw Tornillo Vis $\phi 8 \times 19\text{mm}$</p>	<p>21 x2</p>  <p>Tie Lazo L'attache</p>

Assembly | Asambla | Assemblage

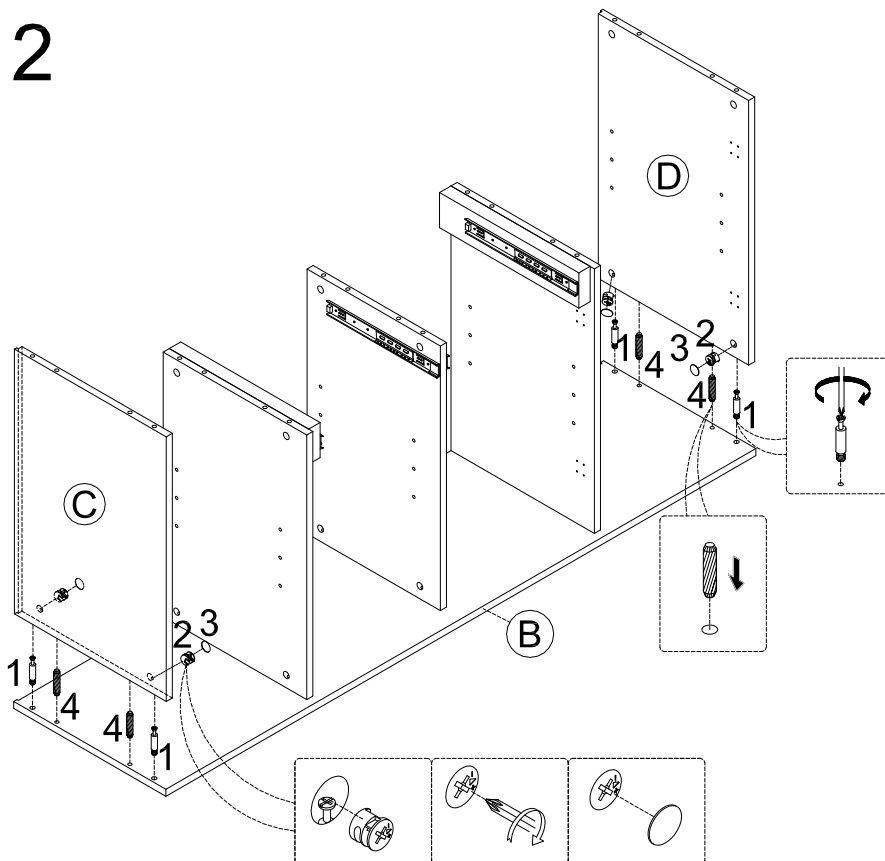
1



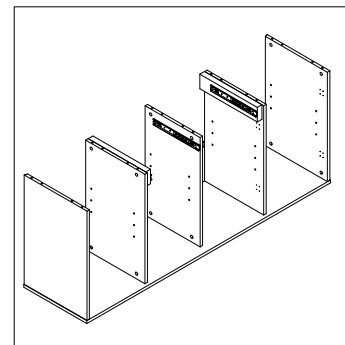
1		x 6
2		x 6
3		x 6
4		x 6



2

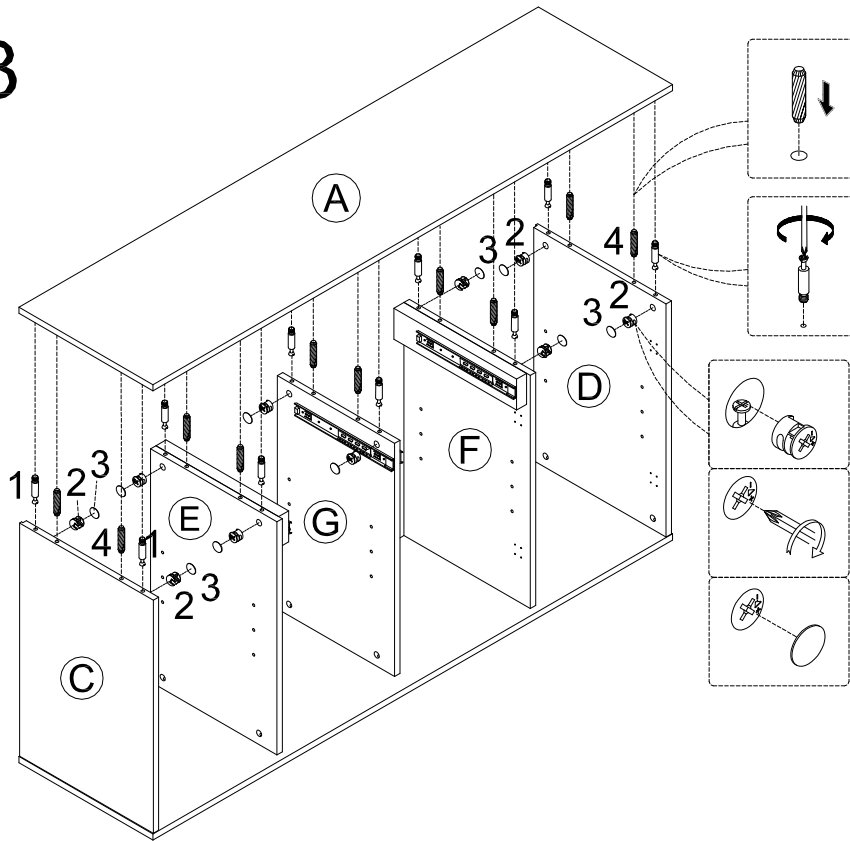


1		x 4
2		x 4
3		x 4
4		x 4

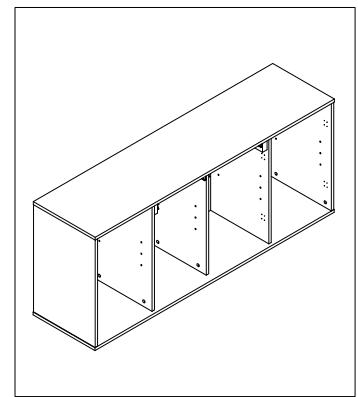


Assembly | Asambla | Assemblage

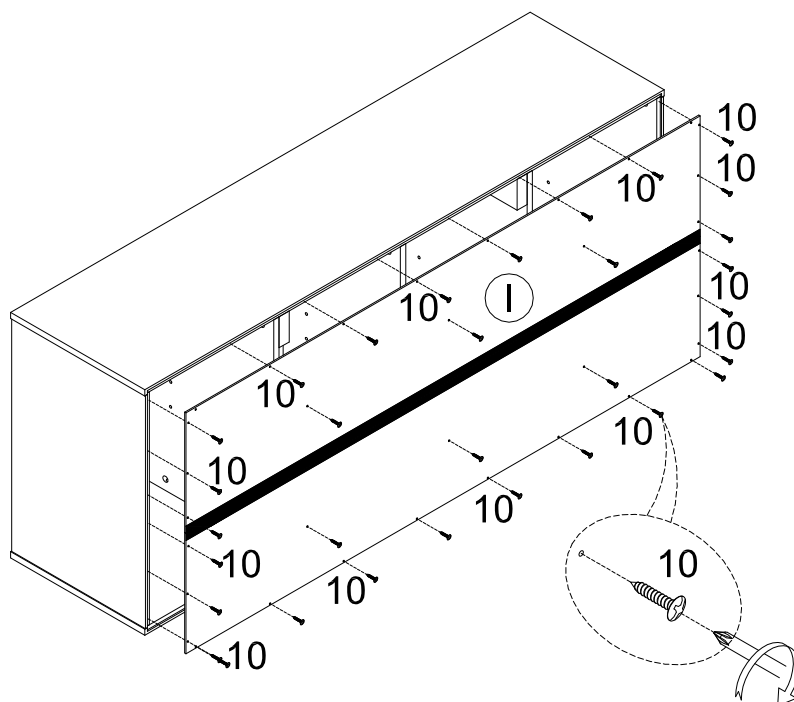
3



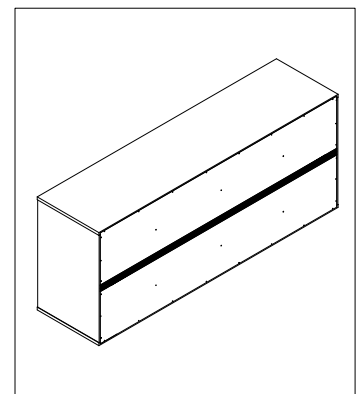
1		x 10
2		x 10
3		x 10
4		x 10



4

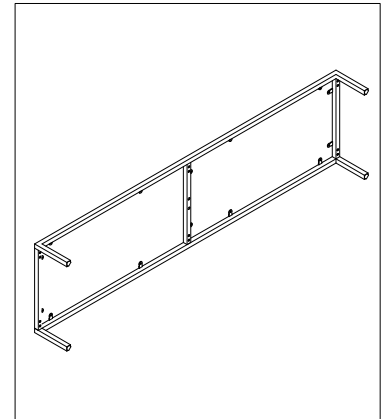
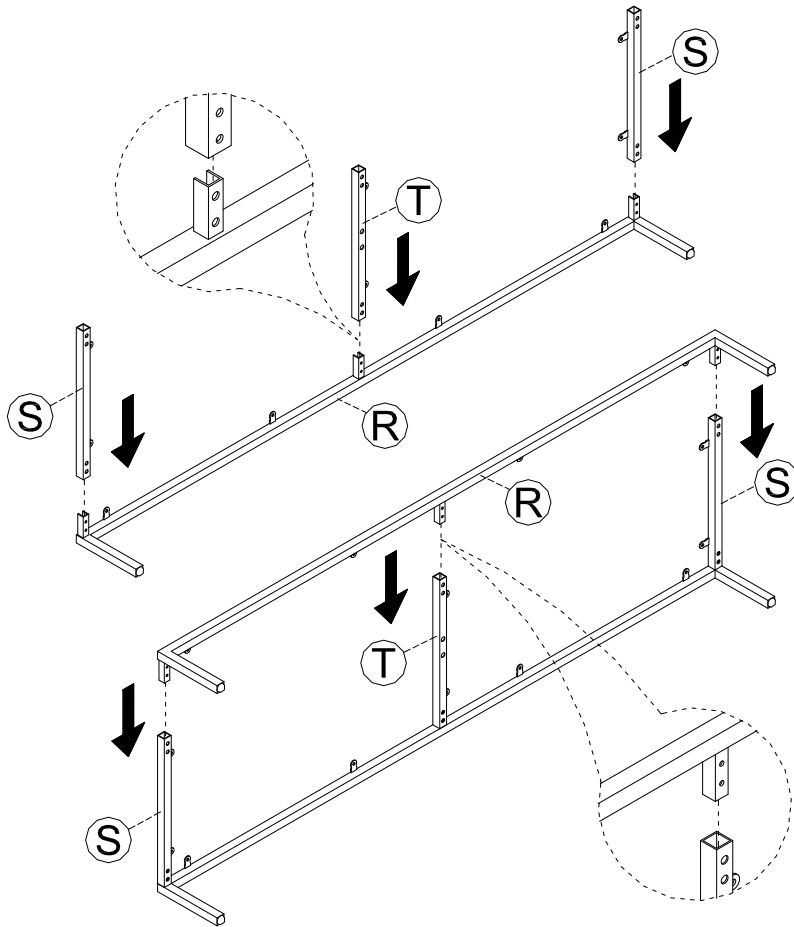


10		x 32
----	--	------

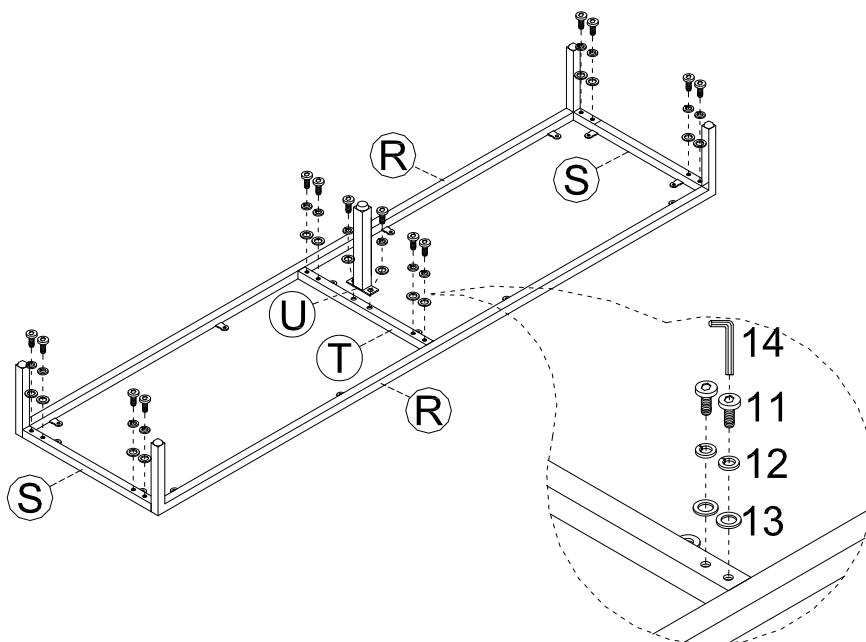






Assembly | Asambla | Assemblage

5



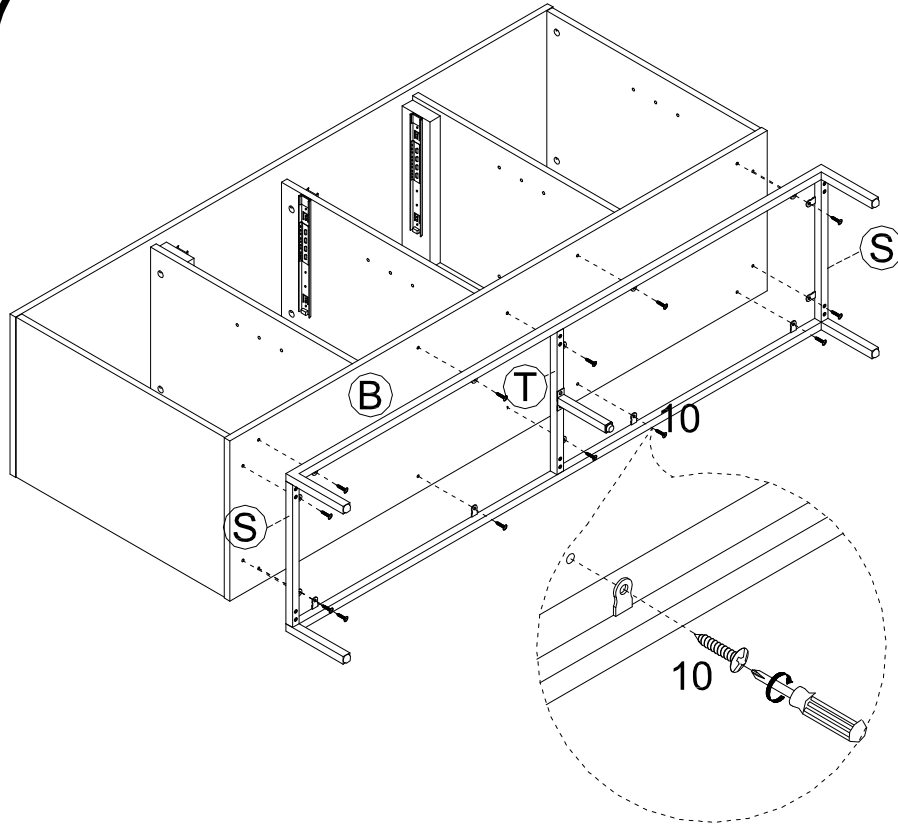
6




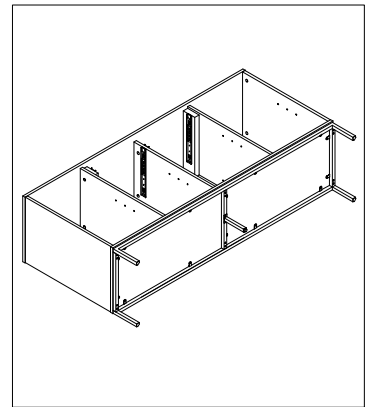
11		x14
12		x14
13		x14
14		x 1

Assembly | Asambla | Assemblage

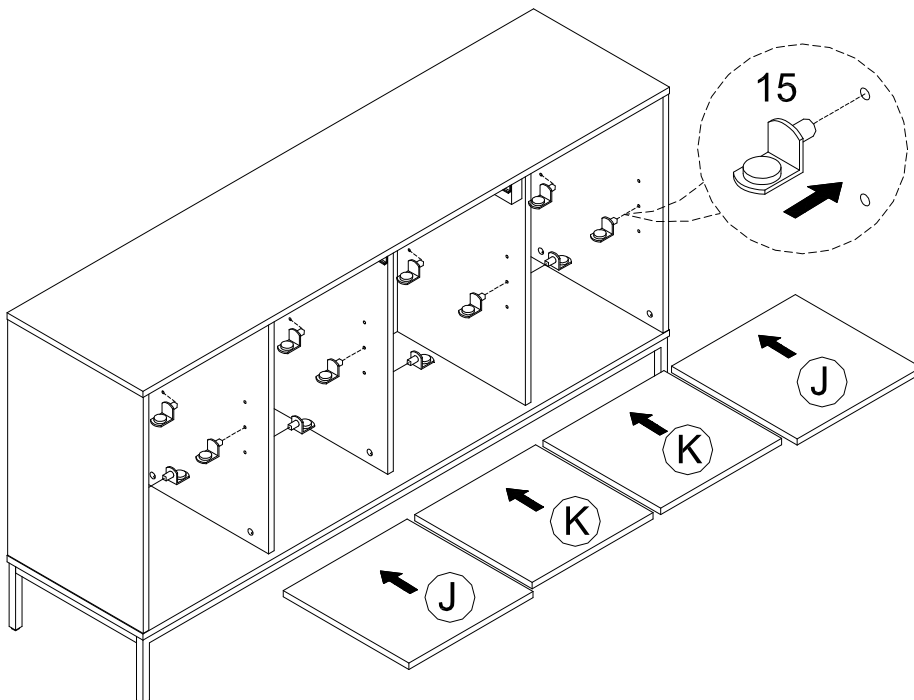
7




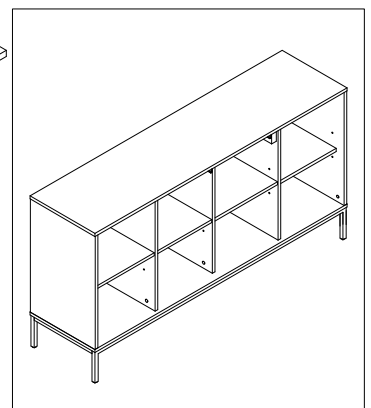
10		x 14
----	---	------



8

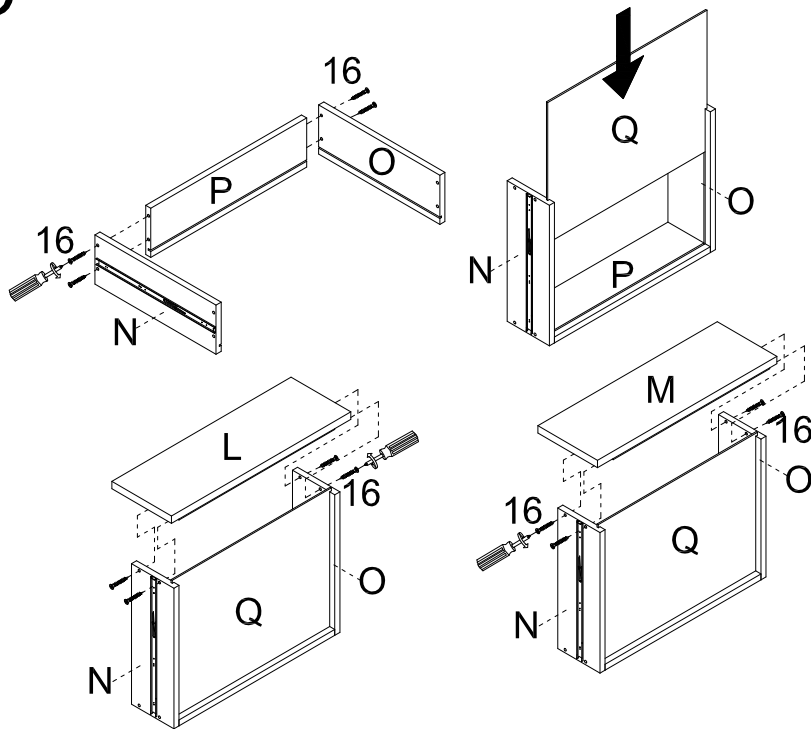



15		x 16
----	---	------

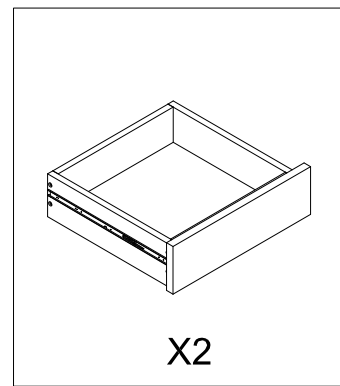


Assembly | Asambla | Assemblage

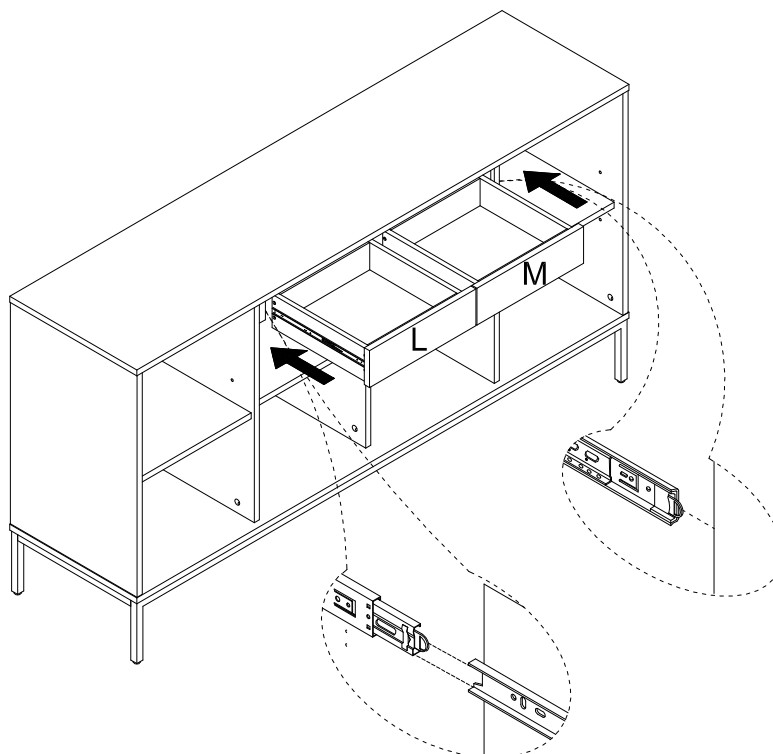
9



16		x 16
----	---	------

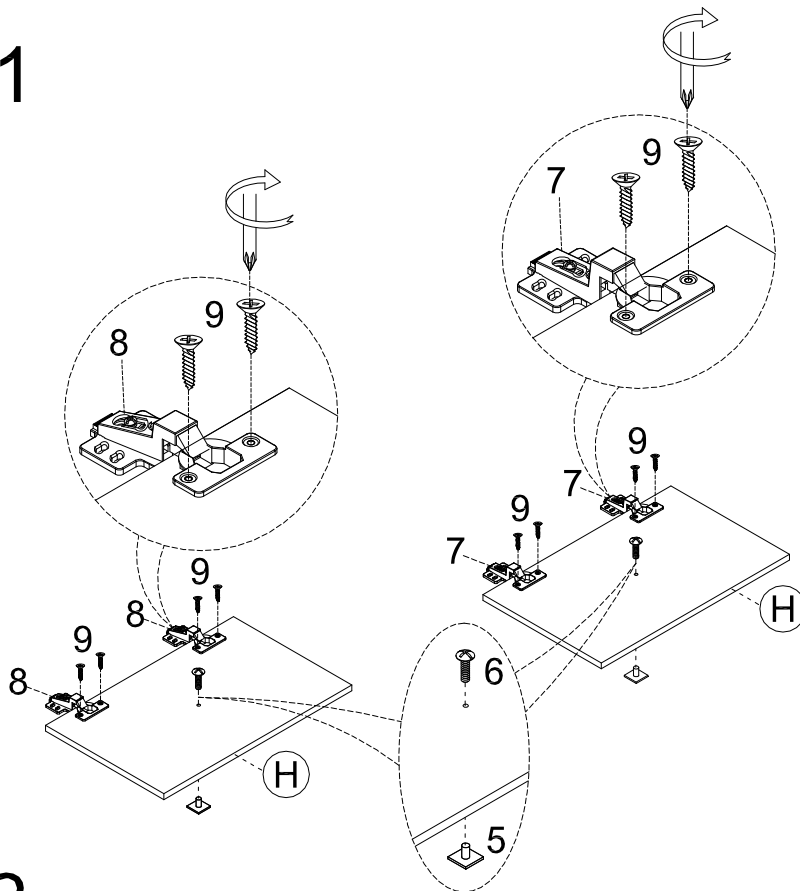


10



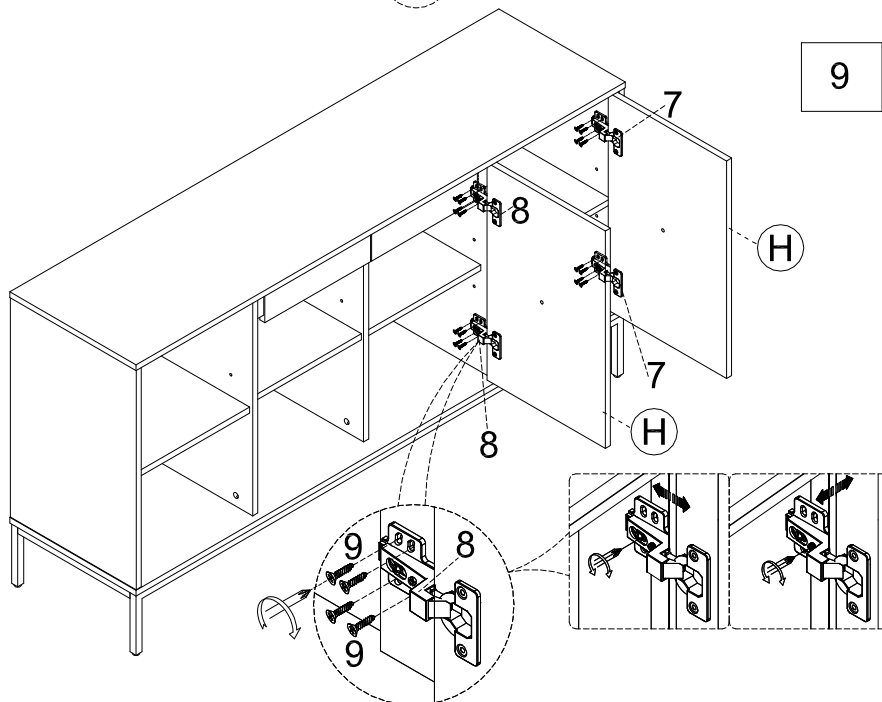
Assembly | Asambla | Assemblage

11



5		x 2
6		x 2
7		x 2
8		x 2
9		x 8

12

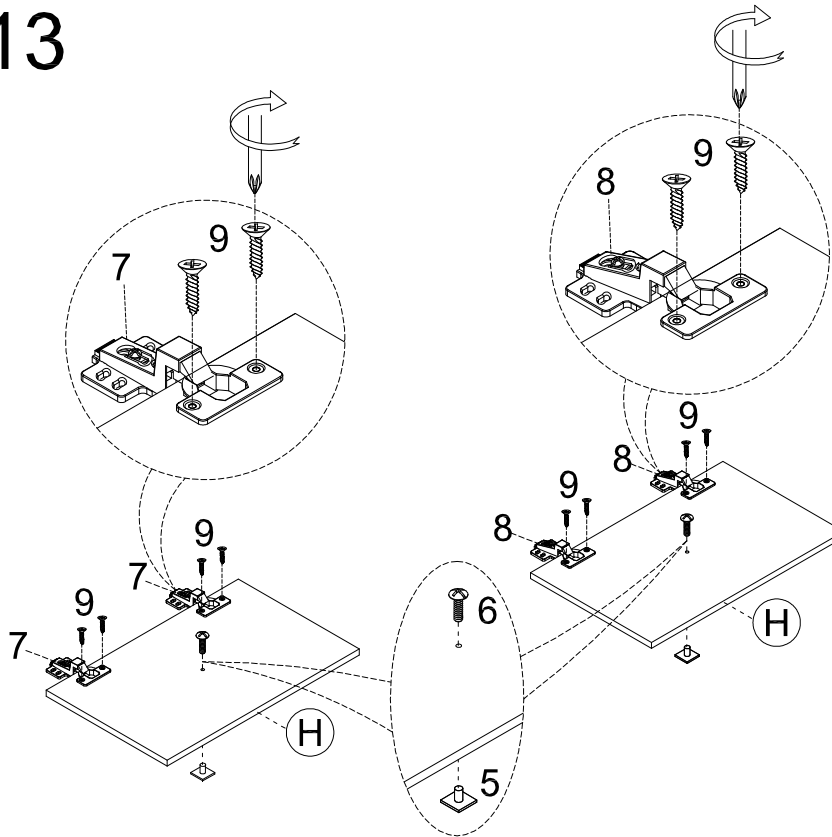


9		x 16
---	--	------

Adjust this screw to align the doors.
 Ajuste este tornillo para alinear las puertas.
 Ajustez cette vis pour aligner les portes.

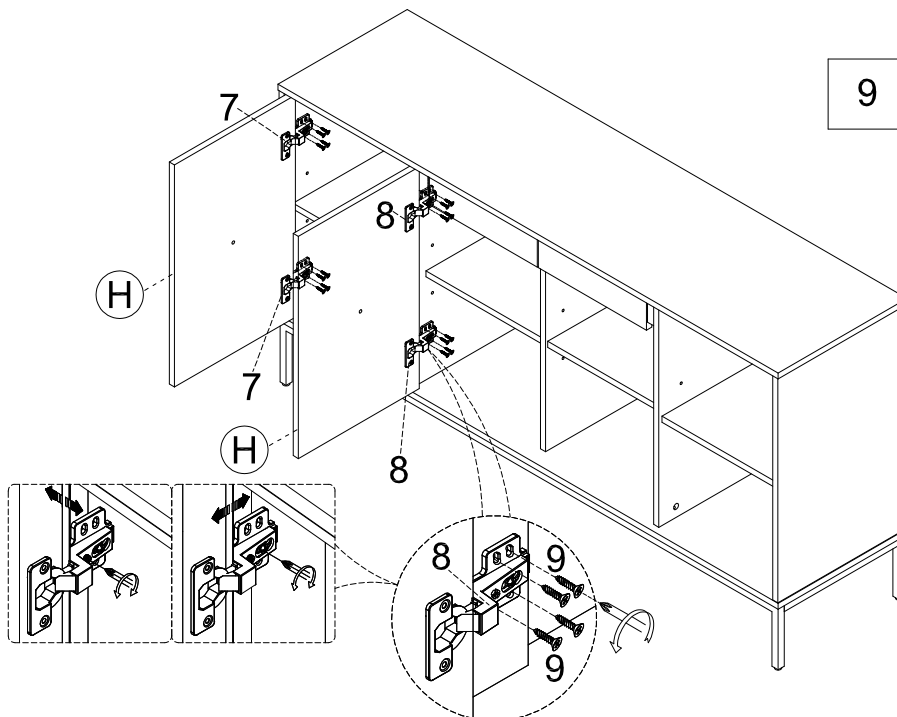
Assembly | Asambla | Assemblage

13



5		x 2
6		x 2
7		x 2
8		x 2
9		x 8

14

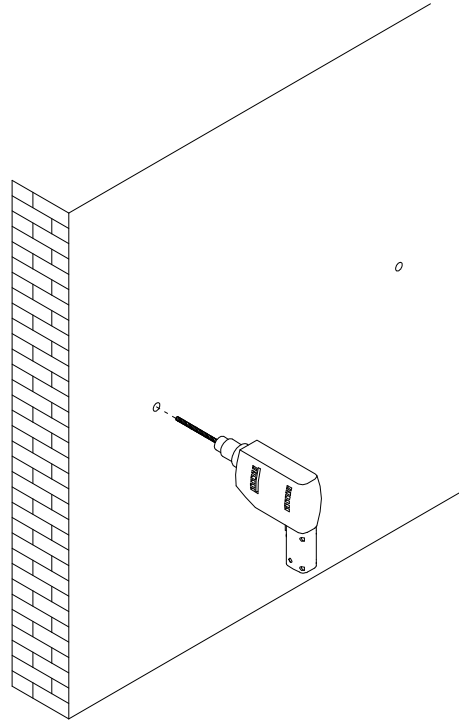


9		x 16
---	--	------

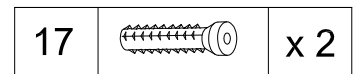
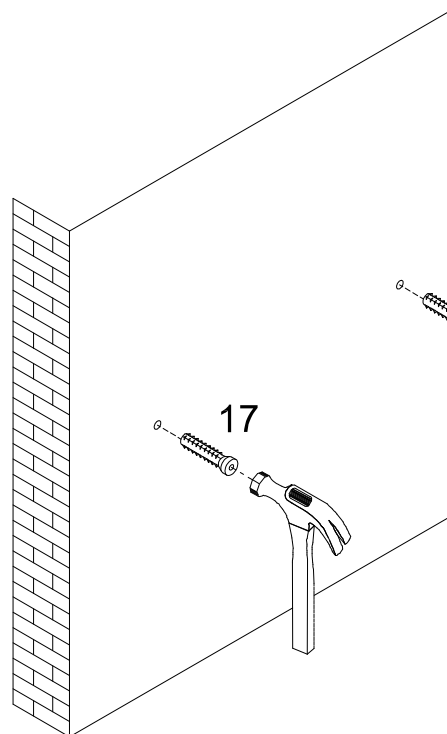
Adjust this screw to align the doors.
 Ajuste este tornillo para alinear las puertas.
 Ajustez cette vis pour aligner les portes.

Assembly | Asamblea | Assemblage

15

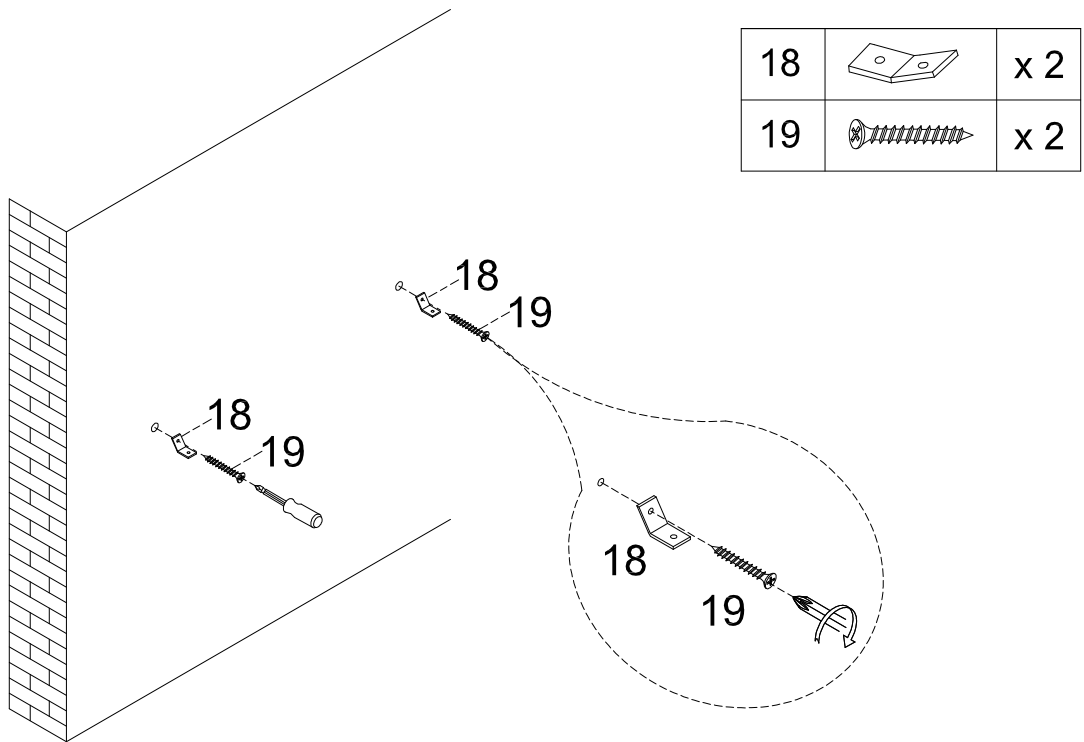


16

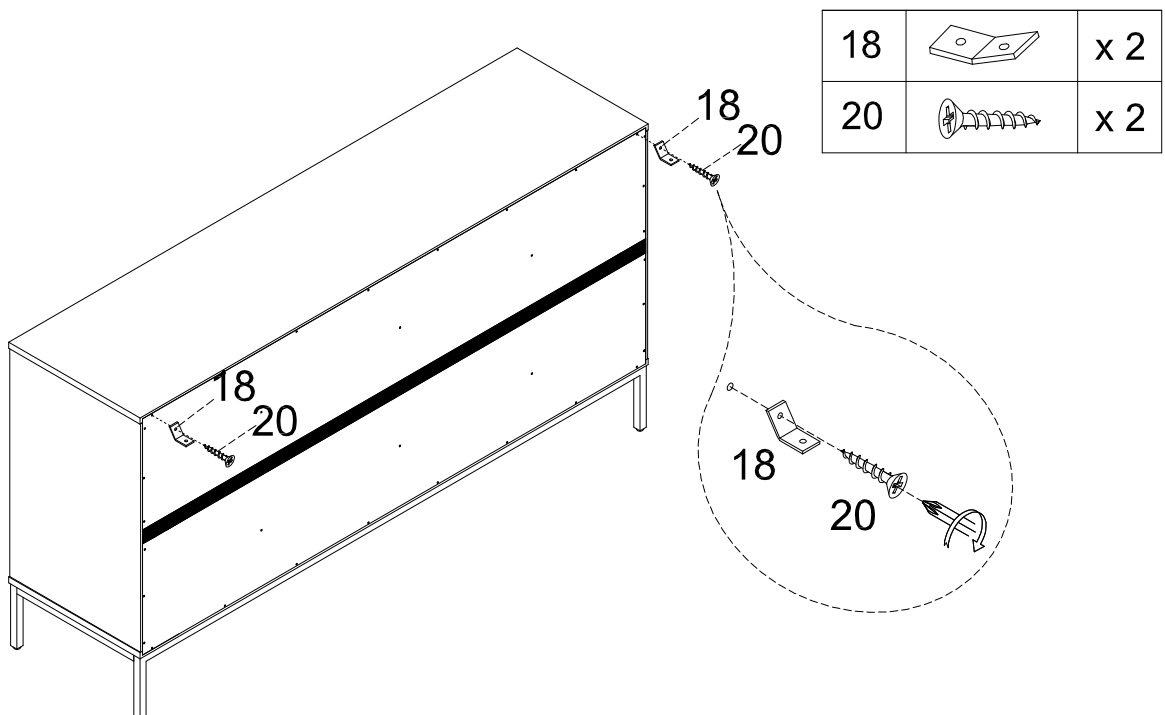


Assembly | Asamblea | Assemblage

17

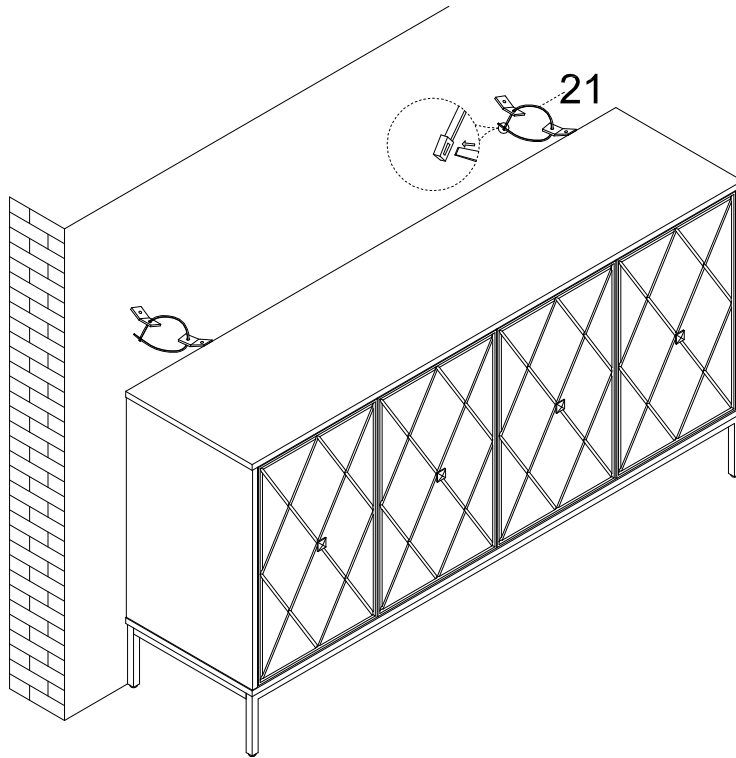


18



Assembly | Asambla | Assemblage

19

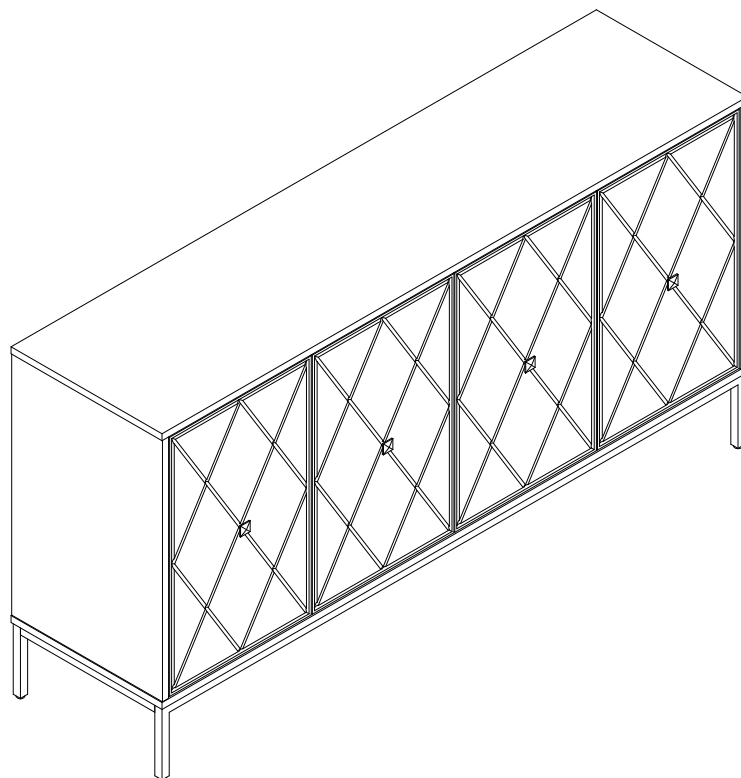


Anti-tipping hardware must be used for this product to avoid tipping and injury.

El hardware antivuelcodebeusarse para este producto para evitar vuelcos y lesiones.

Le matériel anti-basculent doit être utilisé pour ce produit afin d'éviter le basculement et les blessures.

20



Assembly | Asamblea | Assemblage

May We Help You?

Please have this information ready when you call:

- Item Number
- PO#
- Purchaser Name
- Place of Purchase
- Purchase Date
- Date Product Arrived

Immediately examine this product carefully. Any request for missing or damaged part replacement must be received within 1 year of your receipt of the product. Requests for replacement parts, if available, will be honored within this time frame. Parts will not be available for items arriving fully assembled. We do not recommend modifying products and we are not responsible for any damages due to product modifications. If damages or missing parts are not reported within 1 year of receiving the product, we are under no obligation to provide parts or replacement merchandise. For product issues, please contact customer service. Please ask for a customer service representative for issues involving damages or replacement parts. Please ask for a technical assistance representative for any issues related to product assembly/ construction.

Regarding product returns, please contact the retailer from whom you purchased the product.

For items purchased in a retail store, you will need to contact the retailer for all part needs.

Items purchased in a retail store or from a website under the following conditions are purchased as is and warranty will not be provided:

- Like new
- Open box
- Used
- As is

Items purchased from garage sales, resale stores, auctions, or individuals and are missing a component or part are not covered by warranty.

Podemos ayudarle?

Tenga a mano esta información cuando llame:

- Numero de artículo
- PO#
- Nombre del comprador
- Lugar de compra
- Fecha de compra
- Fecha en que llegó el producto

Inmediatamente examine este producto con cuidado. Cualquier solicitud de reemplazo de pieza faltante o dañada debe recibirse dentro de 1 año de haber recibido el producto. Las solicitudes de repuestos, si están disponibles, serán atendidas dentro de este marco de tiempo. Las piezas no estarán disponibles para los artículos que lleguen completamente ensamblados. No recomendamos modificar los productos y no nos hacemos responsables de los daños debidos a las modificaciones del producto. Si no se informan daños o piezas faltantes dentro de 1 año de recibir el producto, no tenemos la obligación de proporcionar piezas o mercancía de reemplazo. Para problemas con el producto, comuníquese con el servicio al cliente. Solicite a un representante de servicio al cliente si tiene problemas con daños o piezas de repuesto. Solicite un representante de asistencia técnica para cualquier problema relacionado con el montaje/ construcción del producto.

Con respecto a las devoluciones de productos, comuníquese con el minorista al que le compró el producto.

Para los artículos comprados en una tienda minorista, deberá comunicarse con el minorista para todas las necesidades de piezas.

Los artículos comprados en una tienda minorista o en un sitio web bajo las siguientes condiciones se compran tal cual y no se proporcionará garantía:

- Como nuevo
- Abrir caja
- Usado
- Como es

Los artículos comprados en ventas de garaje, tiendas de reventa, subastas o particulares y les falta un componente o pieza no están cubiertos por la garantía.

Pouvons-nous vous aider?

Veillez avoir cette information a portée de main lorsque vous appelez:

- Numero d'article
- PO#
- Nom de l'acheteur
- Lieu d'achat
- Date d'achat
- Date d'arrivée du produit

Immédiatement examiner ce produit soigneusement. Toute demande de remplacement de pièce manquante ou endommagée doit être reçue dans l'année suivant la réception du produit. Les demandes de pièces de rechange, si elles sont disponibles, seront honorées dans ce délai. Les pièces ne seront pas disponibles pour les articles arrivant complètement assemblés. Nous ne recommandons pas de modifier les produits et nous ne sommes pas responsables des dommages causés par des modifications du produit. Si des dommages ou des pièces manquantes ne sont pas signalés dans l'année suivant la réception du produit, nous ne sommes pas tenus de fournir des pièces ou des marchandises de remplacement. En cas de problème avec le produit, veuillez contacter le service client. S'il vous plaît demander à un représentant du service client pour les problèmes impliquant des dommages ou des pièces de rechange. Veuillez demander à un représentant de l'assistance technique de résoudre tout problème lié à l'assemblage/la construction du produit.

En ce qui concerne les retours de produits, veuillez contacter le détaillant chez qui vous avez acheté le produit.

Pour les articles achetés dans un magasin de détail, vous devrez contacter le détaillant pour tous les besoins en pièces.

Les articles achetés dans un magasin de détail ou sur un site Web dans les conditions suivantes sont achetés tels quels et la garantie ne sera pas fournie:

- Comme neuf
- Boîte ouverte
- Utilisé
- Comme si

Les articles achetés dans des vide-greniers, des magasins de revente, des ventes aux enchères ou des particuliers et auxquels il manque un composant ou une pièce ne sont pas couverts par la garantie.