ASSEMBLY INSTRUCTIONS

USER'S MANUAL

Before starting assembly:

- Read all instructions thoroughly.
- Open and check boxes for parts list.
- If any parts are broken or missing call or email customer service.
- Keep all packaging until you are satisfied with your product. Returns are not accepted without original packaging.
- Make sure you have ample space for assembly.

WARNING:

- DO NOT FULLY TIGHTEN ALL SCREWS UNTIL ASSEMBLY IS COMPLETE.
- DO NOT strain yourself. Some items are easier to assemble with the help of another person.
- DO NOT force bolts or nuts. If a nut becomes stick, unscrew it and start again.
- DO NOT assemble on an uneven surface to prevent any damage and to ensure proper assembly.

Customer Service:

1-877-606-2818
Open Monday through Sunday
9am-6pm PST
service@alphamarts.com

PACKAGE CONTENTS

	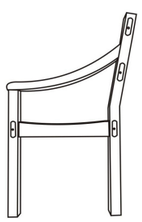			 B 1PC 
1=1PC	2=1PC	3=2PCS	4=1PC	A 6*100=8PCS

1

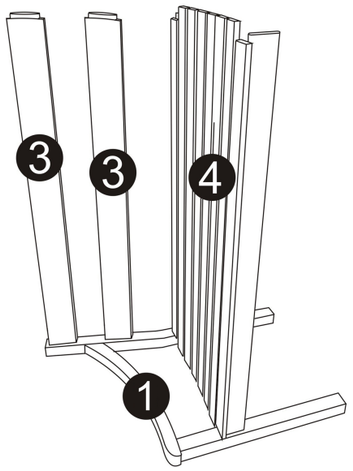

2

