HINGE ADJUSTMENT AND REMOVAL INSTRUCTION

DOOR INSTALL

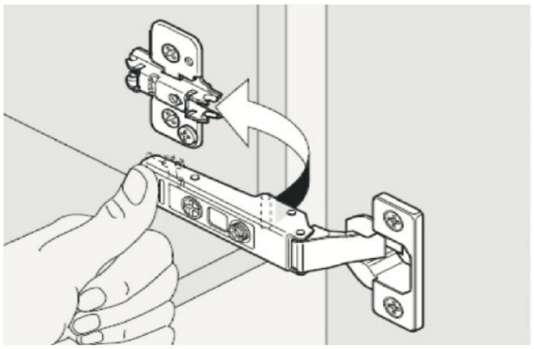

DOOR REMOVE

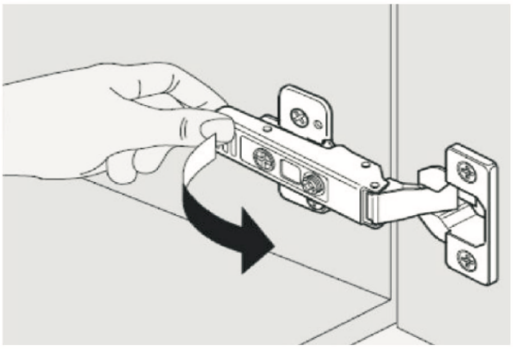

How to Adjust Door Hinges?

Find more detail about hinge adjusting on follow Video:

https://www.youtube.com/watch?v=56cqwMnKRz0

PIVOT-PRO side adjustment

Side adjustment of the door is made by using the indicated screw.

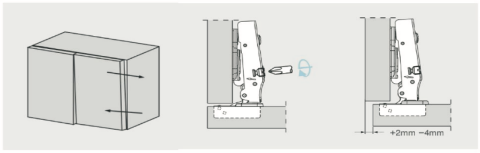

PIVOT-PRO Depth Adjustment

Depth adjustment is made without loosening any screw. The door can be moved in or outby rotating the cam adjuster on the hinge arm.

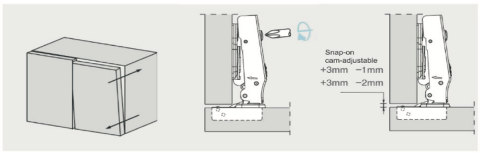

PIVOT-PRO Height Adjustment

By loosening the two fixing screws to allow the mounting plate to slide up or down ,the door can be adjusted vertically by ±2mm.After retightening the screws, the Depth adjustment is done.

