











Product Assembly Instructions

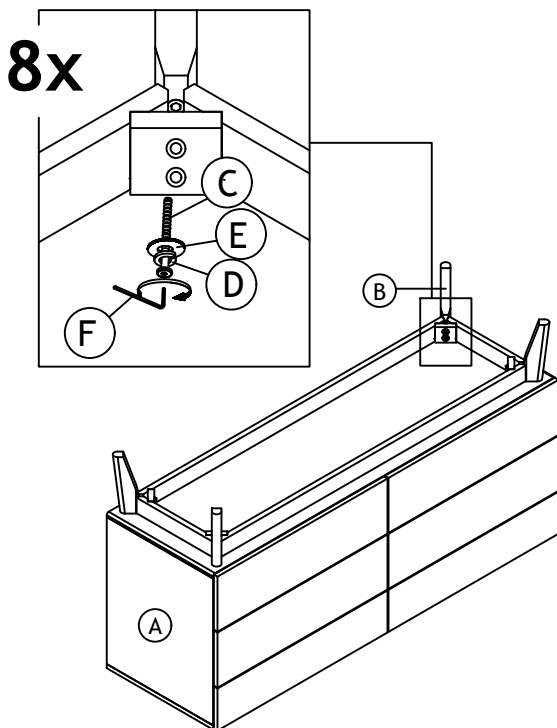
PART LIST

 <p>A: DRESSER x1</p>	 <p>B: LEG x4</p>	
--	--	--

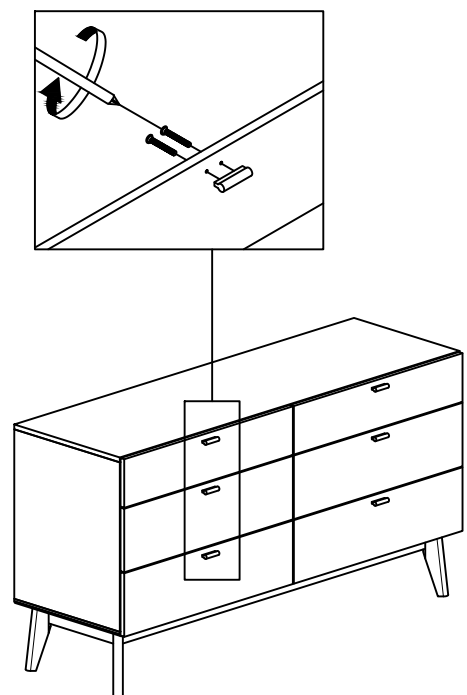
HARDWARE LIST

 <p>C: JCBC SCREW M6 x 70mm x8</p>	 <p>D: SPRING WASHER 1/4" x8</p>	 <p>E: FLAT WASHER x8</p>
 <p>F: M4 ALLEN KEY (BALL SHAPE) LONG x1</p>	 <p>G: WALL SCREW M4 x 18MM x1</p>	 <p>H: WALL SCREW M4 x 50MM x1</p>
 <p>I: L-BRACKET x2</p>	 <p>J: BELT x1</p>	


STEP 1



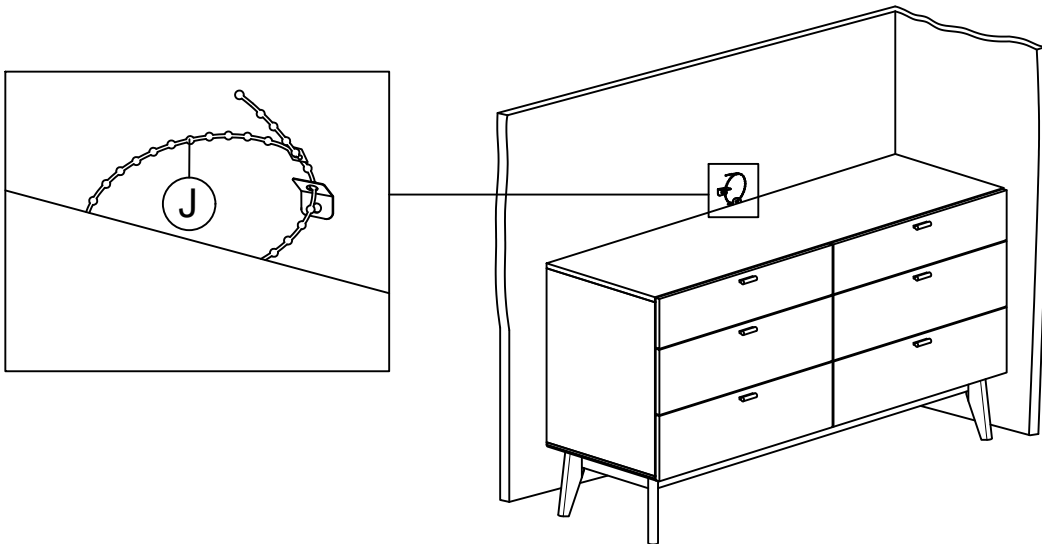
STEP 2




STEP 3



STEP 4



STEP 5



ASSEMBLY COMPLETED