

Thank you for your purchase! It is our desire to make your entire experience from purchase to installation as easy as possible. We ask that you read each step of this installation manual thoroughly to ensure proper installation of your new Bent Glass Shelf. Our installation techniques are very important. Installing your Shelf in any manner other than the steps outlined in this manual may lead to structural failure of your Shelf.



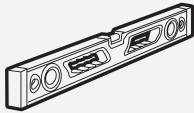
CAUTION

It is your responsibility to see that your Bent Glass Shelf is properly assembled, installed, and cared for. Failure to follow instructions in this manual could result in serious injury. Use this product with Glass cautions.

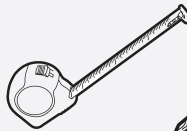
Tools Needed




Drill/Driver



Level



Tape Measure



Screw Driver



Hammer



Lead Pencil

Hardware Included with this order



Bracket
(Upper Part)
(Qty -2)



Bracket
(Lower Part)
(Qty -2)

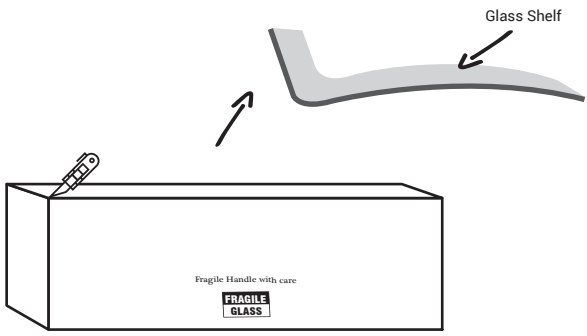


Anchor
(Qty - 4/6)



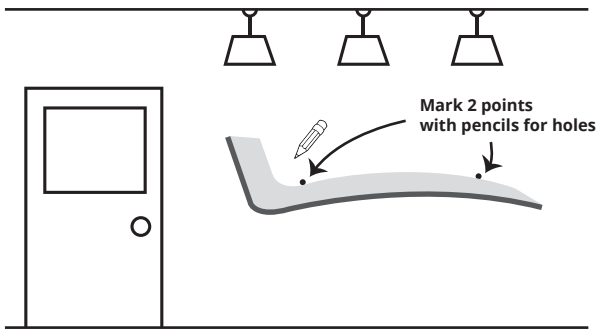
Screw
(Qty - 4/6)

1




Remove your Bent Glass Shelf components from the packaging.

2



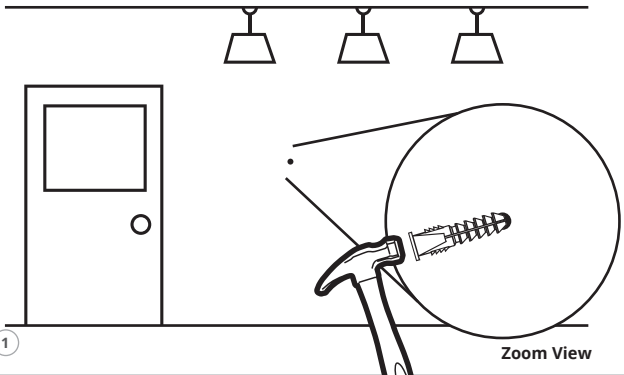
Hold the shelf against the wall in the location where you want to install it. Use a pencil to mark two points for the top part of the shelf.

3




Remove the shelf and use a power drill to drill holes in the marks you made.

4



Insert one anchor into each of the two holes using a hammer.

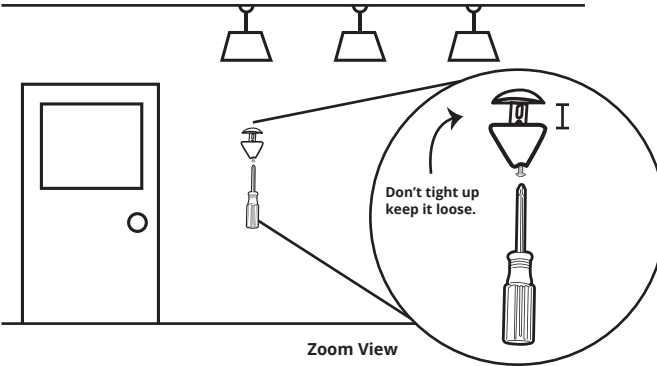
5



Zoom View

Place the upper bracket against the wall, aligning its opening with the hole. Insert a screw through the hole and drive it partially in with a screwdriver.

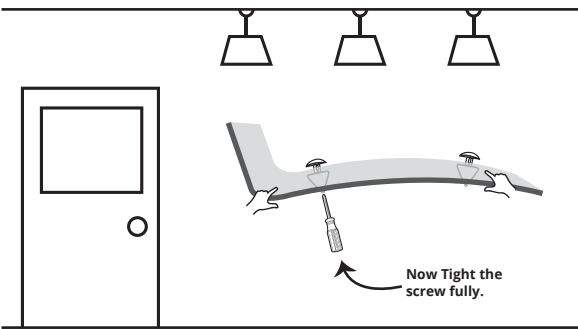
6



Zoom View

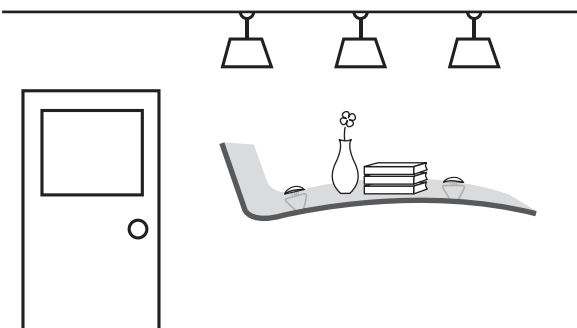
Place the bottom bracket against the wall, aligning its hole with the other hole you drilled. Position a screw at this hole and drive it in partially with a screwdriver.

7



Insert the shelf and then fully tighten both screws with the power drill. Make sure that the brackets tightly grip the shelf so it will remain securely in position.

8



Congratulations!

You have successfully installed your Bent Glass Shelf.