



Specifications

AP 120-SL SERIES

Slim Fit Bathroom Fan with 10W 3000K LED Light

Description: Quiet slim fit bathroom fan with 10W 3000K 1100 Lumens LED light • Engineered for continuous run • Ceiling or mount • Suitable for new construction or remodeling • HVI certified • ETL listed for use in insulated ceilings (Type I.C.).

Motor/Blower: Permanently lubricated enclosed condenser motor engineered for continuous energy efficient operation; power rating 120v/60Hz; motor equipped with thermal shut off.

Housing: Rugged 26 GA galvanized steel; 2 anti-vibration hangar bar brackets adjustable to 24" span included; designed for ceilings with a minimum of 6" clearance.

Duct: Detachable 4" and 6" duct connector with built-in back draft dampener.

Grille: Contemporary design; low maintenance, wipe clean UV inhibiting polymeric resin; attaches to housing with torsion springs.

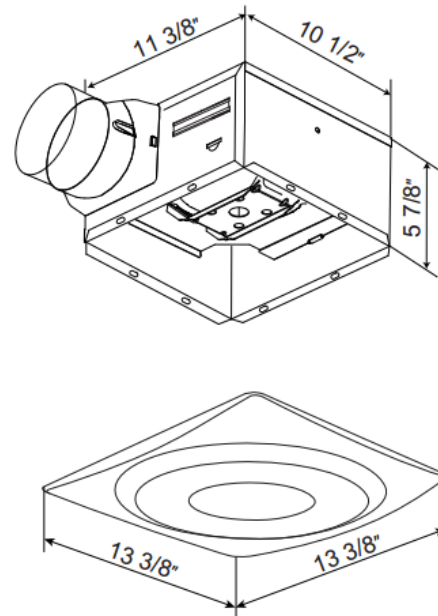
Finishes: White (W); Satin Nickel (SN); Oil Rubbed Bronze (OR).

Light: 10W 3000K 1100 Lumens LED light.

Installation: Must be installed by a licensed professional. Complete installation instructions included.

Warranty: Six (6) Years

Architect's Specifications: Ventilation fan will be ceiling or wall mount no more than 0.7 sones at 120 CFM as certified by HVI at 0.1 Ps (inches water gauge). Power consumption shall be no greater than 33 watts with an efficiency rating of no less than 3.4 CFM/watt. Light shall be 10W 3000K LED light. The motor will be permanently lubricated, engineered for continuous operation. Duct diameter will be 6" round. Fan shall be ETL/cETL listed for tub/shower enclosure when used with GFCI branch circuit wiring and shall be ETL/cETL listed for use in insulated ceiling (Type I.C.).



ETL Listed for installation over tub/shower enclosure with GFCI circuit wiring.

Model: AP120-SL Series	6" Duct	
Static Pressure (inches w.g.)	0.1	0.25
Air Volume (CFM)	120	105
Noise (sones)	0.7	n/a
Power Consumption (Watts)	33	32.3
Energy Efficiency (CFM/Watts)	3.6	3.26
Current (AMPS)	0.28	0.27
Grille Dimensions	13 3/8" x 13 3/8"	

Model	Qty	Comments	Project
			Location
			Architect
			Engineer
			Contractor
			Submitted by
			Date



Specifications

AP 120H-SL SERIES

Slim Fit Bathroom Fan with 10W 3000K LED Light and Integrated Humidity Sensor

Description: Slim fit bathroom fan with 10W 3000K 1100 Lumens LED light • Engineered for continuous run • Integrated user adjustable humidity sensor • Ceiling or wall mount • Suitable for new construction or remodeling • HVI certified • ETL listed for use in insulated ceilings (Type I.C.).

Motor/Blower: Permanently lubricated enclosed condenser motor engineered for continuous energy efficient operation; power rating 120v/60Hz; motor equipped with thermal shut off.

Housing: Rugged 26 GA galvanized steel; 2 anti-vibration hangar bar brackets adjustable to 24" span included; designed for ceilings with a minimum of 6" clearance.

Duct: Detachable 4" and 6" duct connector with built-in back draft dampener.

Grille: Contemporary design; low maintenance, wipe clean UV inhibiting polymeric resin; attaches to housing with torsion springs.

Finishes: White (W); Satin Nickel (SN); Oil Rubbed Bronze (OR).

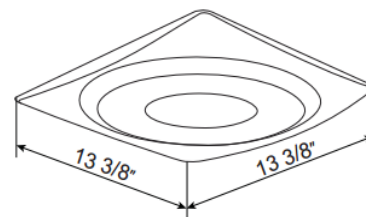
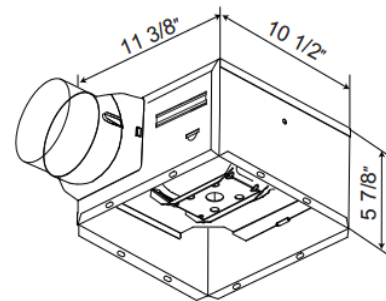
Light: 10W 3000K 1100 Lumens LED light.

User-Adjustable Integrated Sensor: Humidity sensor adjustable from 50-100% relative humidity (RH).

Installation: Must be installed by a licensed professional. Complete installation instructions included.

Warranty: 6 Years

Architect's Specifications: Ventilation fan will be ceiling or wall mount and no more than 0.7 sones at 120 CFM as certified by HVI at 0.1 Ps (inches water gauge). Power consumption shall be no greater than 33 watts with an efficiency rating of no less than 3.6 CFM/watt. Light shall be 10W 3000K LED light. Fan will begin operation when humidity rises above user adjustable setpoint (50-100% RH). The motor will be permanently lubricated, engineered for continuous operation. Duct diameter will be 4" or 6" round. Fan shall be ETL/cETL listed for tub/shower enclosure when used with GFCI branch circuit wiring and shall be ETL/cETL listed for use in insulated ceiling (Type I.C.).



ETL Listed for installation over tub/shower enclosure with GFCI circuit wiring.

Model: AP120H-SL Series	6" Duct	
Static Pressure (inches w.g.)	0.1	0.25
Air Volume (CFM)	120	111
Noise (sones)	0.7	n/a
Power Consumption (Watts)	33	32.3
Energy Efficiency (CFM/Watts)	3.6	3.4
Current (AMPS)	0.28	0.27
Grille Dimensions	13 3/8" x 13 3/8"	

Model	Qty	Comments	Project
			Location
			Architect
			Engineer
			Contractor
			Submitted by
			Date