ASSEMBLY INSTRUCTION

Please follow below Assembly Instruction step by step.

HARDWEAR LIST		
NO.	DESCRIPTION	QTY (pcs)
A	 leg	12
B		8

STEP1 ATTENTION:
LEGS LOCATION:
Please check zipper compartment underneath the seat area.

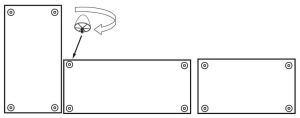

STEP2

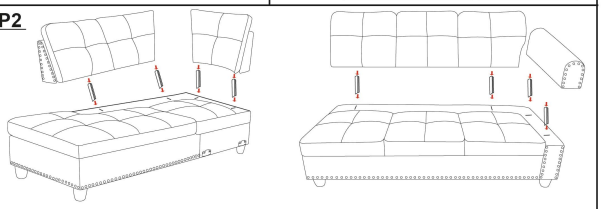

STEP3

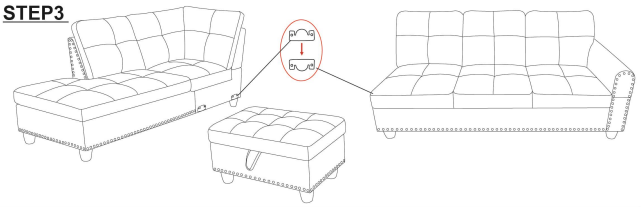

STEP4

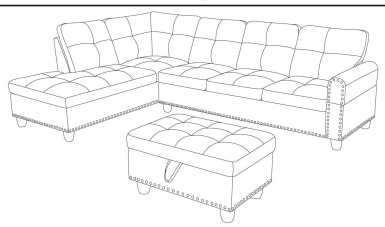

ASSEMBLY INSTRUCTION

Please follow below Assembly Instruction step by step.

HARDWEAR LIST		
NO.	DESCRIPTION	QTY (pcs)
A	 leg	12
B		8

STEP1 ATTENTION:
LEGS LOCATION:
Please check zipper compartment underneath the seat area.

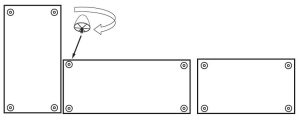

STEP2

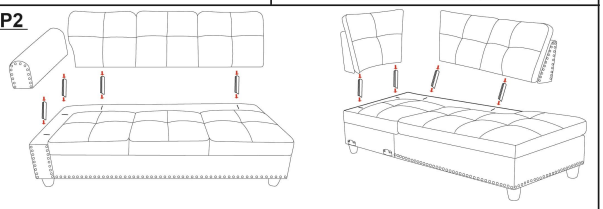

STEP3

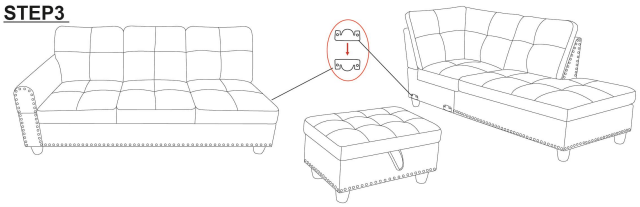

STEP4

