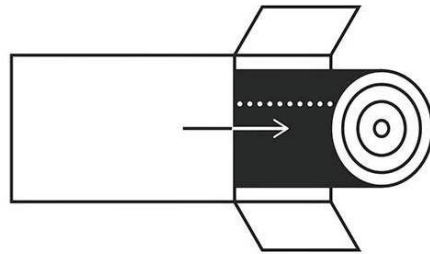
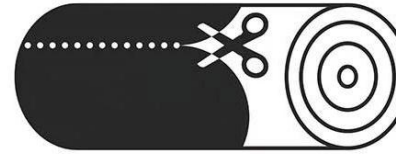


Step - 1



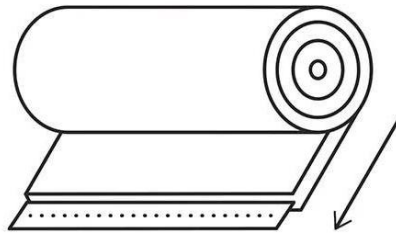
Lay the box on its side in your bedroom. Remove bagged mattress.

Step - 2



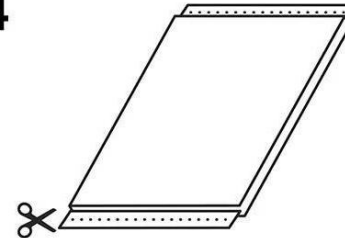
Carefully remove the 1st packing material (either fabric or plastic film), DO NOT USE A KNIFE, as this may result in damage to your mattress.

Step - 3



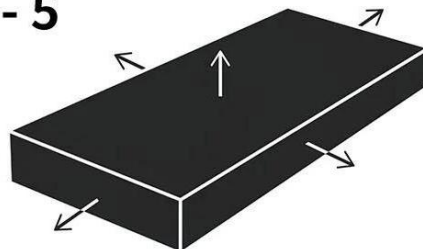
Roll out the compressed mattress on to a clean, flat surface.

Step - 4



Carefully cut open the CLEAR plastic bag along the edges. The mattress instantly begins to decompress. Remove and the plastic bag.

Step - 5



Please read the reverse side of this card for important instructions. Allow bed to fully recover before adding bed linens. Use on any flat support surface. Enjoy.

If you have any questions about your super-comfy new mattress, our friendly customer service team would love to answer them. Or if by some chance you have a warranty issue, we can take care of that too.