










ASSEMBLY INSTRUCTIONS  
PENDANT LAMP

Part list		
NO	DESCRIPTION	QTY
1	Lamp body	1
2	Canopy/tube part	1
3	Lamp Shade	6
4	Tools/screw-pack	1

Hardware list									
A	B	C	D	E	F	H	I	J	
Wall plug	Wall screw	Bracket	Screw	M4*6	Hex key	Screw	M3*4	Hex key	
									
4PCS	4PCS	1PC	4PCS	2PCS	1PC	24PCS	12PCS	1PC	

DO NOT DISCARD PACKAGING DURING ASSEMBLY

Remove all wrapping materials, staples, packing straps, and ensure all parts are accounted for. Assemble on clean surface to avoid scratches.

See Hardware and Part list for guidance.

