

BARSTOOL

ASSEMBLY INSTRUCTIONS



ASSEMBLY INSTRUCTIONS

ASSEMBLY INSTRUCTIONS

ASSEMBLY TIPS:

1. Remove hardware from box and sort by size.
2. Please check to see that all hardware and parts are present prior to start of assembly.
3. Please follow attached instructions in the same sequence as numbered to assure fast & easy assembly.







Warning!

1. Don't attempt to repair or modify parts that are broken or defective. Please contact the store immediately.
2. This product is for home use only and not intended for commercial establishment.

ASSEMBLY TIME PER UNIT: 10MINUTES

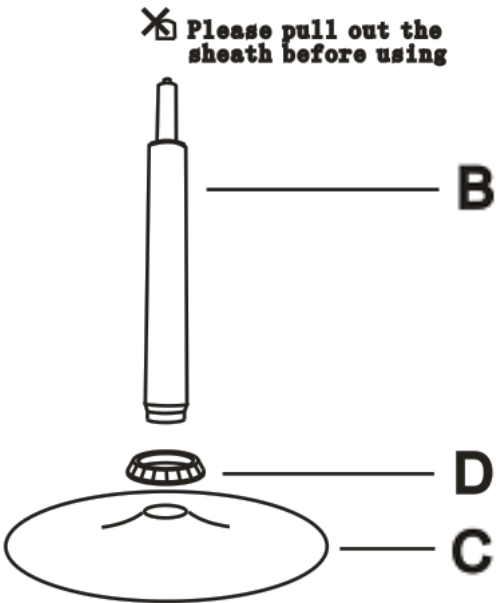
PARTS IDENTIFICATION



A-SEAT		1PC	B-GAS CYLINDER		1PC
C-BASE		1PC	D-COVER RING		1PC

ASSEMBLY INSTRUCTIONS

STEP1



STEP3



STEP2

