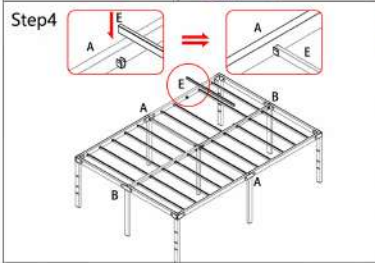
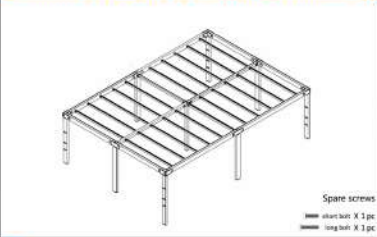
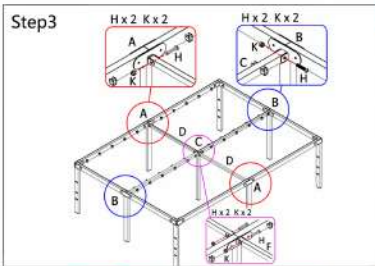


**Platform Bed (F/Q/K/CK) SET-UP INSTRUCTION**



**Note:**  
 Please insert all bolts into their respective holes and turn the bolts by hand just enough to hold them in place avoiding full tightness. Once all bolts are positioned, secure them fully. The approach for aligning and finally securing the bolts ensures a snug fit. Make by releasing the cover at stability of the bed base.

L X 2 pcs	R X 2 pcs	A X 2 pcs	B X 2 pcs	C X 1 pc
D X 2 pcs	E X 20 pcs	long bolt 160*12mm G X 4 pcs	short bolt 160*10mm H X 14 pcs	nut K X 14 pcs

