

PWRX® BATTERY SYSTEM

- **PWRX Battery Life:** 13 years @ 4,000 uses per month.
- Reduces the downtime and maintenance costs associated with changing batteries.

AC TRANSFORMERS

- UL 1310, Class 2 certified.
- Can run up to 15 faucets and/or flush valves at a time.

FEATURES:

- **Hygienic, touch-free operation**
- **Clean, Integrated Design:** All electronics contained in faucet spout. No control box below deck.
- **Easy Installation & Maintenance:** Faucet installs from the top. All serviceable parts are easily accessible.
- **Flexible Selectronic® Platform** with programmable sensor and interchangeable power supplies.
- **Self-Cleaning Solenoid Reduces Maintenance:** Integral wiper spring prevents clogging and run-on. Silicon seals.
- **Adjustable Range:** Detection zone can be easily adjusted manually or with optional remote control.
- **Fail-Safe:** Faucet automatically shuts off upon loss of power or dead battery. No reset required.
- **Single Inlet:** For cold or tempered water. Filter assembly protects the solenoid valve from debris.
- **Optional Remote Control Allows for Customization**
 - **Auto Purge:** Periodically purges stagnant water from faucet and supply lines. Timing is adjustable with optional remote control.
 - **Safety Timer:** Turns water off if the sensor is blocked for 55 seconds. Timing is adjustable with optional remote control.
- **Lead-Free:** Faucet contains ≤ 0.25% total lead content by weighted average.

MODEL NUMBER:

■ BASE UNIT (Does not include power supply)

- ☐ **702B.103** 0.35 gpm pressure compensating, vandal-resistant multi-laminar spray.
- ☐ **702B.105** 0.5 gpm pressure compensating, vandal-resistant multi-laminar spray.
- ☐ **702B.115** 1.5 gpm pressure compensating, vandal-resistant laminar flow outlet with adjustable face.



■ POWER KITS (Must be purchased separately)

- ☐ **PK00.WRK** PWRX® battery pack and holder
- ☐ **PK00.PAC** Plug-In AC power supply and Single AC adapter
- ☐ **PK00.HAC** Hard-Wired AC power supply and 10' extension cable
- ☐ **PK00.MAC** Multi-AC adapter and 10" extension cable

■ OPTIONAL Battery Back-up

- ☐ **PK00.BBU** Allows AC powered faucets to continuously operate during a power failure.

■ OPTIONAL 4" and 8" Deck Plates

- ☐ **702P.400** 4" metal deck plate with 1/4" fixation studs and quick spin nuts. Includes fixation screw that prevents the spout from rotating.
- ☐ **775P.800** 8" metal deck plate with 1/4" fixation studs and quick spin nuts. Includes fixation screw that prevents the spout from rotating.

■ OPTIONAL Remote Control

- ☐ **605XRCT** Remote control adjusts setup parameters and allows for customization of functions. Can be used to program all Selectronic faucets and flush valves.

DESCRIPTION:

Deck-mount electronic faucet with proximity operation. Integrated design with sensor, solenoid valve and electronics enclosed in the spout. Water pressure range from 20 - 120 psi. Vandal-resistant single-post mounting. Single inlet for cold or tempered water. Pre-installed 24" flexible inlet hose with filter assembly and 3/8" compression fitting.

RECOMMENDED SPECIFICATION:

Electronic, sensor-operated lavatory faucet shall feature a programmable sensor and an electronically operated self-cleaning solenoid valve with chemical resistant silicon seals. Shall feature an integrated design with all electronics enclosed in the spout. Shall also feature a vandal resistant metal body with single-post mounting. Shall meet ANSI A112.18.1 and ANSI 117.1 codes. Model shall be American Standard # 702B.1___.002

CODES AND STANDARDS

These products meet or exceed the following codes and standards:

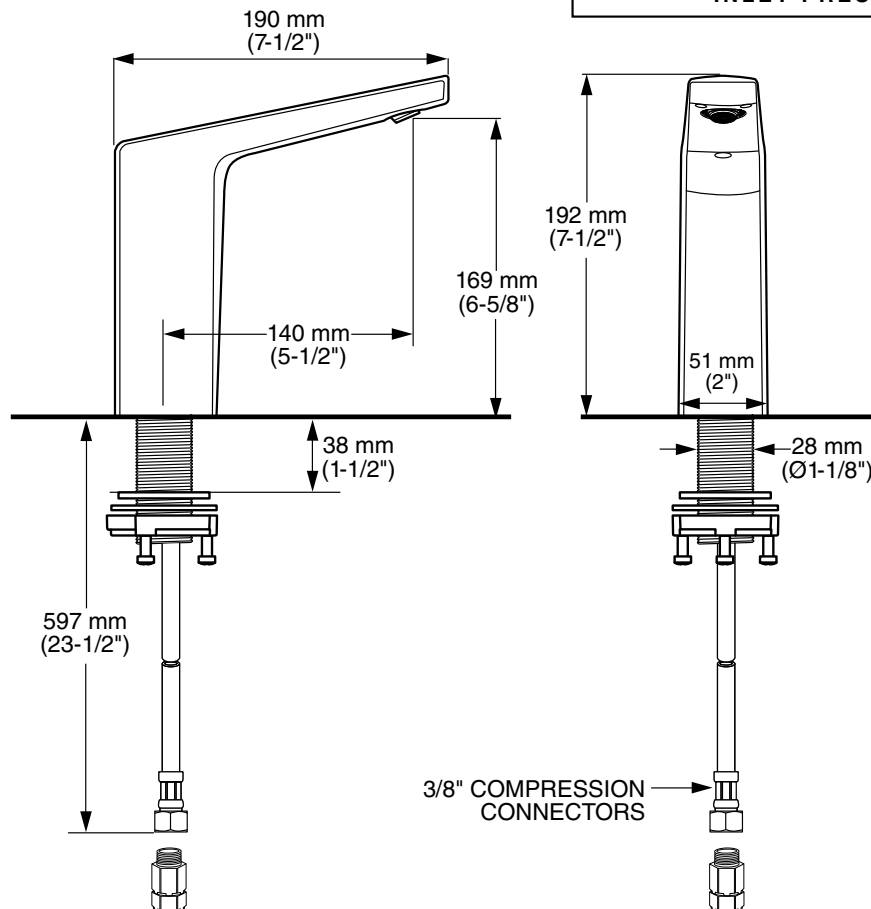
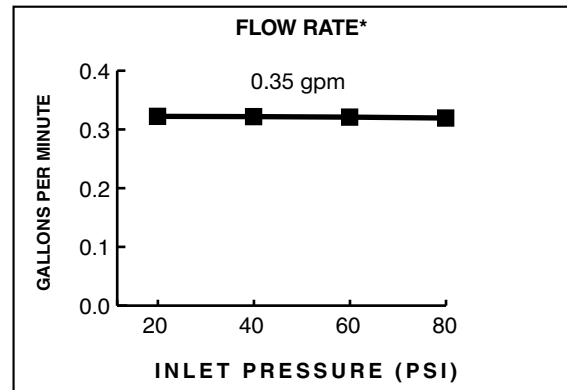
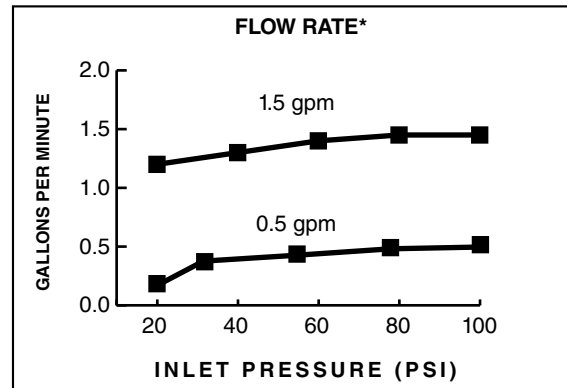
ANSI A117.1
ASME A112.18.1
CSA B125.1
NSF 372
NSF 61



MEETS THE AMERICAN DISABILITIES ACT GUIDELINES AND
ANSI A117.1 REQUIREMENTS FOR ACCESSIBLE AND
USABLE BUILDING FACILITIES-CHECK LOCAL CODES

FINISHES:

Polished Chrome	.002
Brushed Nickel	.295



PART OF **LIXIL**