

Camping Chair

USE AND CARE GUIDE



Question about your product? We are here to help.


Please kindly email: **Lounge-Chair@outlook.com**

CAMPING CHAIR ACCESSORIES


Camping Chair *1



WARNING!!!



Do not scratch the camping chair with sharp objects.

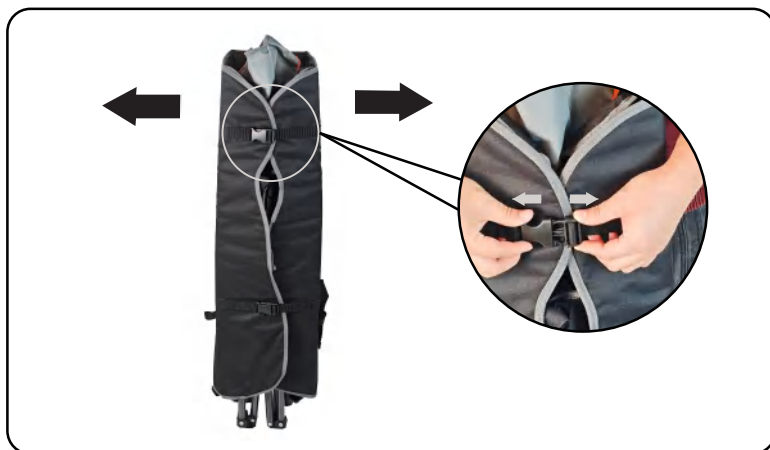


Please keep away from fire.

STEPS FOR USAGE

STEP 1

Open the box, take out the camping chair, and then unfasten the buckle straps.



STEP 2

How to unfold the camping chair: Hold the backrest with one hand and press down on the armrest with the other hand until the chair unfolds. Then press the seat down to the bottom to fully unfold.



STEPS FOR USAGE

STEP 3

Raise the sunshade and secure the metal tubes on both sides to the plastic parts on the back of the camping chair.



STEPS FOR STORAGE

STEP 1

Lower the sunshade and fold up the camping chair.



STEP 2

Fasten the two buckles on the awning, then use the backpack straps to move the camping chair.

