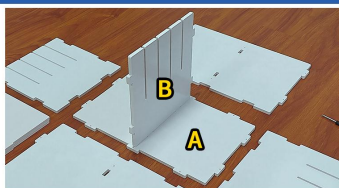



10 SLOT FILE STORAGE RACK [2 COLUMNS, 5 ROWS]

INSTALLATION INSTRUCTIONS AND PROCEDURES




1.ASSEMBLE BOARD B INTO BOARD A




2.ASSEMBLE THE C1 PLATE




3.ASSEMBLE THE C2 PLATE



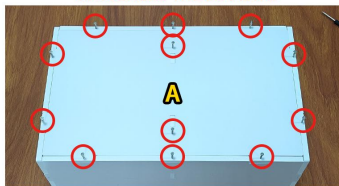
4.ASSEMBLE THE D1 PLATE




5.ASSEMBLE THE D2 PLATE



6.TIGHTEN 6 SCREWS IN BOARD C1



7.TIGHTEN 12 SCREWS IN BOARD A



8.TIGHTEN 6 SCREWS IN BOARD C2



9.STICK ON 6 ANTI SLIP PADS



10.ASSEMBLE 4 E-PLATES



UNIT:CM

NOTE: THE MEASUREMENT ERROR IS ABOUT 0.5 CM
DUE TO DIFFERENT INDIVIDUAL MANIPULATION