


ASSEMBLY INSTRUCTIONS

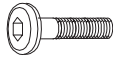



TABLE 160X90



PARTS CHECK LIST

CODE	COMPONENTS	QTY
(A)	TABLE TOP	x01
(B)	METAL LEG	x04

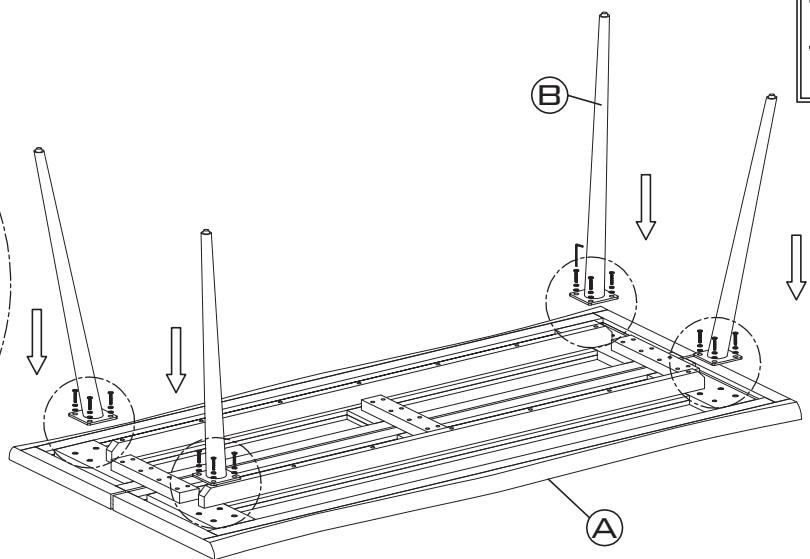
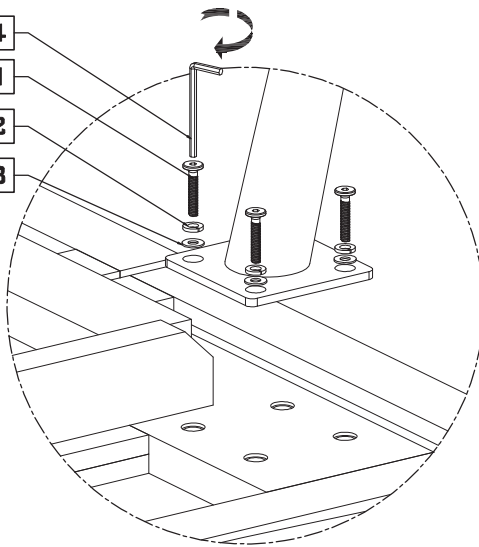
HARDWARE CHECK LIST

CODE	DESCRIPTION	QTY
01	JCBC M8 	x16
02	SPRING WASHER 	x16
03	FLAT WASHER 	x16
04	ALLEN KEY 	x01

- PLEASE DO NOT DISCARD ANY OF THE PACKAGING UNTIL YOU HAVE CHECKED ALL THE PARTS AND THE PACKS OF HARDWARE.
 - BEFORE YOU BEGIN TO ASSEMBLE YOUR NEW PIECE OF FURNITURE, PLEASE CHECK TO ENSURE THAT ALL PARTS HAVE BEEN SUPPLIED.
 - FOLLOW INSTRUCTIONS CLOSELY AS DEVIATION FROM THEM MAY VOID YOUR WARRANTY AND PRESENT A POSSIBLE SAFETY RISK.
 - IT IS RECOMMENDED THAT ASSEMBLY IS DONE ON A SOFT SURFACE LIKE CARPET TO AVOID ANY DAMAGE.
 - PERIODICALLY CHECK AND RE-TIGHTEN ANY FASTENERS. WIPE DOWN ALL SURFACES WEEKLY WITH A CLEAN CLOTH. DO NOT CLEAN ANY SURFACES WITH HARSH ABRASIVES OR CHEMICALS.

1.

- 04
- 01
- 02
- 03



2.

