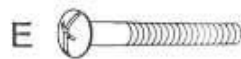


ASSEMBLY INSTRUCTIONS

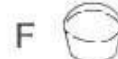
LIST OF WOODEN PARTS

NO.	DESCRIPTION	Q'TY
A1	RIGHT SIDE FRAME	1 PC
A2	LEFT SIDE FRAME	1 PC
B	BACK SUPPORT	1 PC
C	SEAT	1 PC
D	APRON	1 PC

LIST OF HARDWARE PARTS :

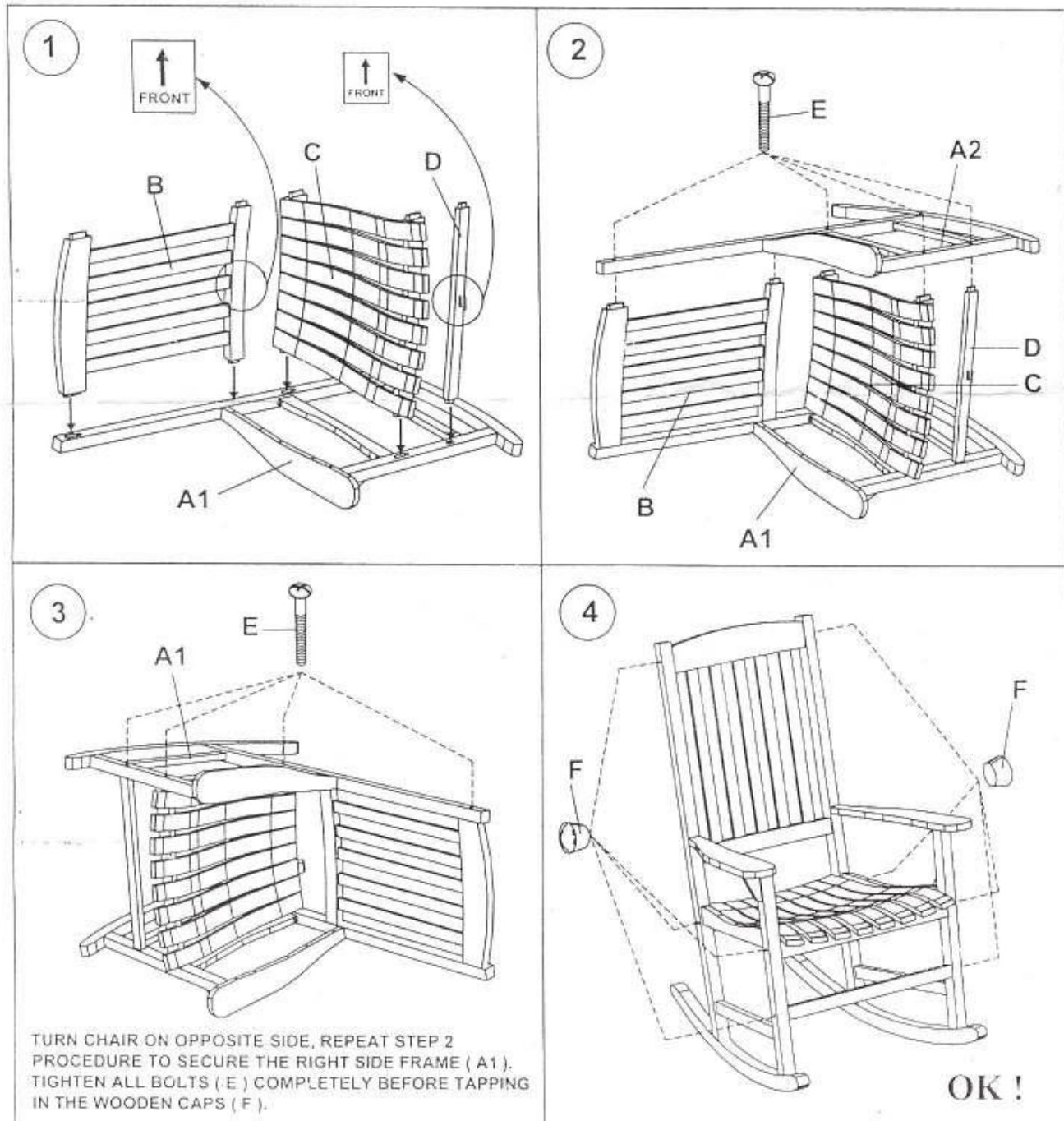


1 1/4" BOLT 8 PCS + 1



WOODEN CAP 8 PCS + 1

- NOTE : 1. PLEASE READ THE INSTRUCTION SHEET CAREFULLY BEFORE YOU START ASSEMBLY.
 2. PLEASE DO NOT TIGHTEN THE BOLTS UNTIL ALL BOLTS ARE IN THE CORRECT POSITION AS SHOWN IN THE DIAGRAM.
 3. PHILLIP'S SCREWDRIVER NOT PROVIDED.



NOTICE : PLEASE DO NOT USE CHAIR BEFORE YOU TIGHTEN ALL SCREWS.