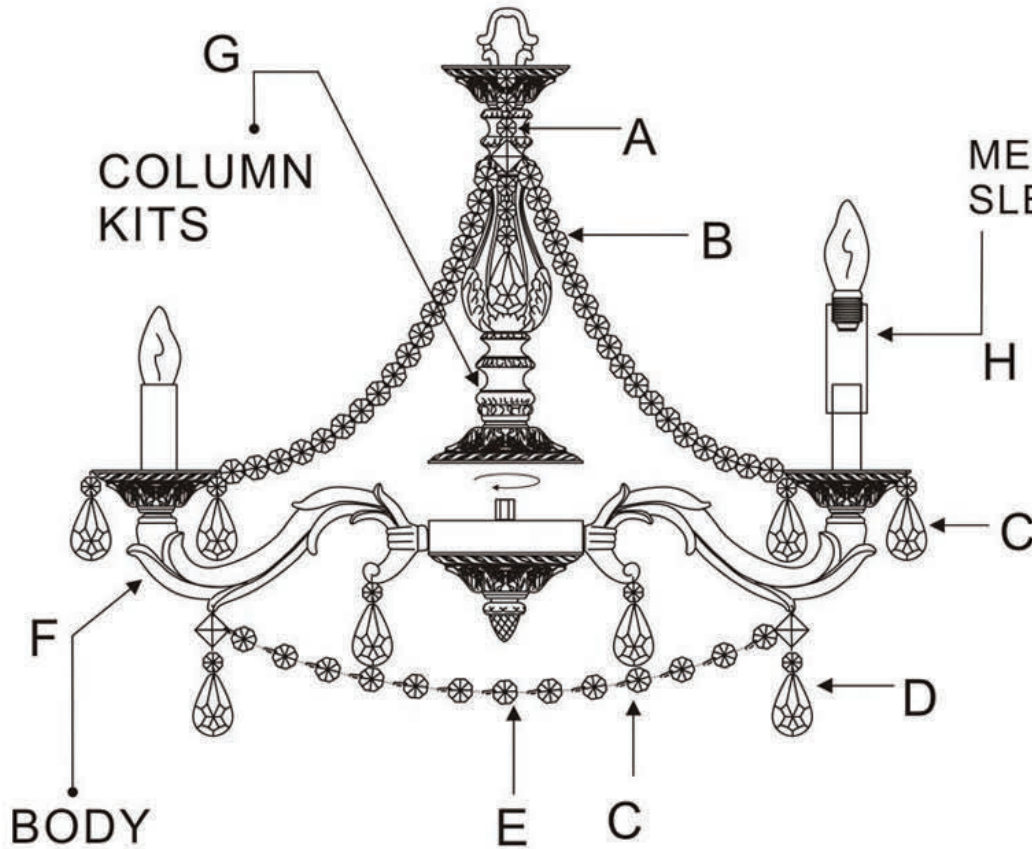


ASSEMBLY AND DRESSING INSTRUCTIONS

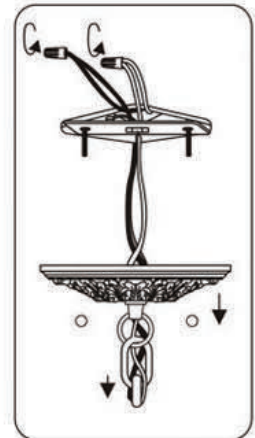


All electrical components must be installed by a licensed electrician in accordance with the National Electric Code and the appropriate local electrical codes.



METAL CANDLE SLEEVE

H




A = (14mmx3pcs+18mm+14mmx3pcs+9/50-2")x6sets

B = (14mmx18pcs)x12sets-with short pin.

C = (14mm+9/50-2")x30sets

D = (18mm+14mm+9/50-2")x6sets-Wp.h.

E = (14mmx13pcs)x6sets-with short pin.



ASSEMBLY STEPS:

- 1) G → F
- 2) H → F
- 3) A.B. → G.F
- 4) C.D.E → F