





## CARE AND MAINTENANCE

Leather surfaces on Safavieh Furniture should be dusted regularly with a dry or slightly damp soft cloth. Avoid using saddle soap or other cleaners. Leather desks and tabletops have a lacquer coating, therefore they can be lightly waxed. Suede surfaces should only be cleaned with a dry, stiff brush. Exposure to liquid spills should be avoided since suede cannot be washed or cleaned like leather. 100% Safavieh Bicast Leather.


## NOTICE

- \* Please make sure that you have all parts indicated before you begin assembly of this item
- \* This item should be assembled on a soft surface to prevent scratching the finish during assembly
- \* This item may require periodic tightening

### Part List and Hardware List

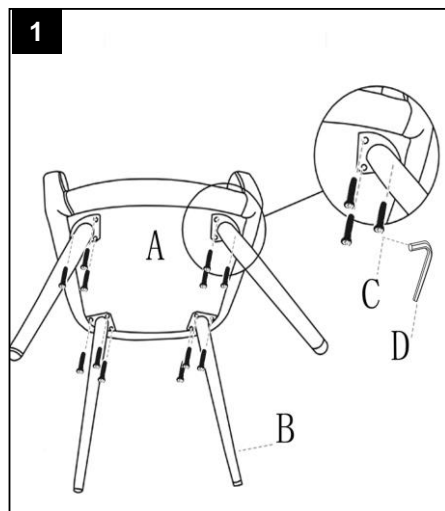
PIECE	DESCRIPTION	PICTURE	QUANTITY
A	SEAT		1X
B	FOOT		4X
C	SCREW	 M6*18	12X
D	ALLEN		1X

Product Dimensions: 22.5" W x 23.2" D x 30.5" H




## PREPARATION

Before beginning assembly of product, make sure all parts are present. Compare parts with package contents list and hardware contents list.



Step 1  
Used the Allen(D) and Screw(C) to assemble  
the foot(B) into the Seat(A)



Step 2  
Finished the whole assemble