

## | Step 1:

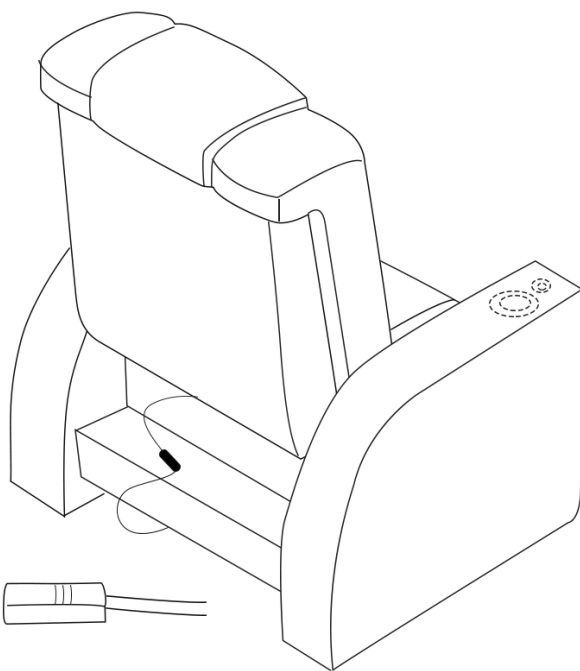
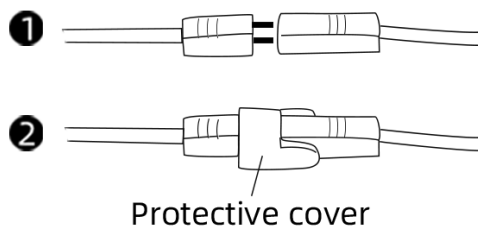
### **Attach the Backrests to the Seat Base**

Slide the Backrest Female Brackets onto the Backrest Male Brackets. Push until you hear a click on both sides. This will indicate that each backrest is secured.

## | Step 2:

### **Connect the Power Headrest Cables**

Connect each Powered Headrest Female Cable to each Powered Headrest Male Cable.



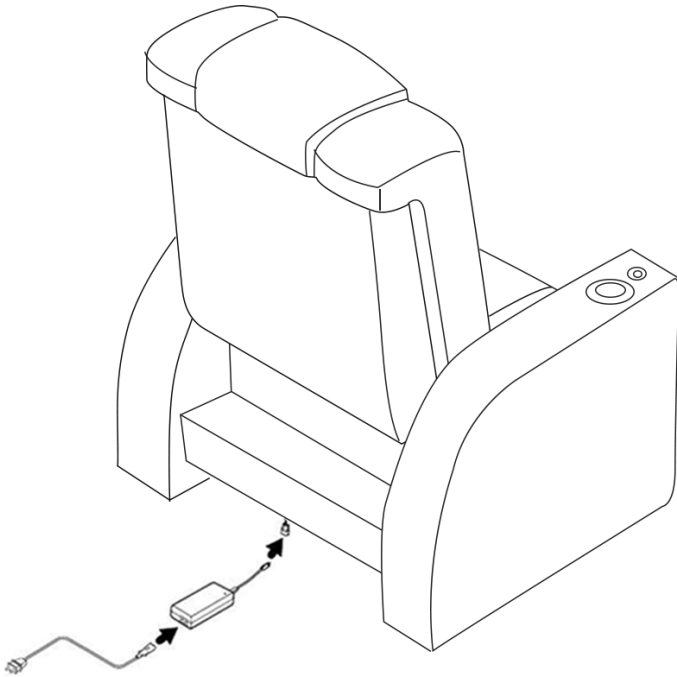
## | Step 3:

### Connect the Power Cables

**End Seats:** Plug in the Power Adapter Cable to the Power Adapter. Connect the Power Adapter to the seat base.

**Middle Seat:** Plug in the Headrest Light Power Cable to seat base.

Plug in all four cables to a power source.



## | Step 4:

### Attach the Tray Tables

Open the in-arm storages to find your Tray Tables. Place each Tray Table into an accessory mount.

