



Flush Actuator Plate K-75891

Features

- For use with K-18829-NA 2"x4" in-wall tank and carrier system.
- Dual flush actuator offers a choice of 0.8 or 1.6 gallons per flush (gpf).
- Large flush actuator plate opening can be removed for easy access to inner tank.
- Organic design lines fit well with any style of decor.

Installation

- See installation guide for more detailed information.

Water Conservation & Rebates

- WaterSense® toilets meet strict EPA flushing guidelines, including using at least 20 percent less water than 1.6-gallon toilets.
- Eligible for consumer rebates in some municipalities.





Codes/Standards

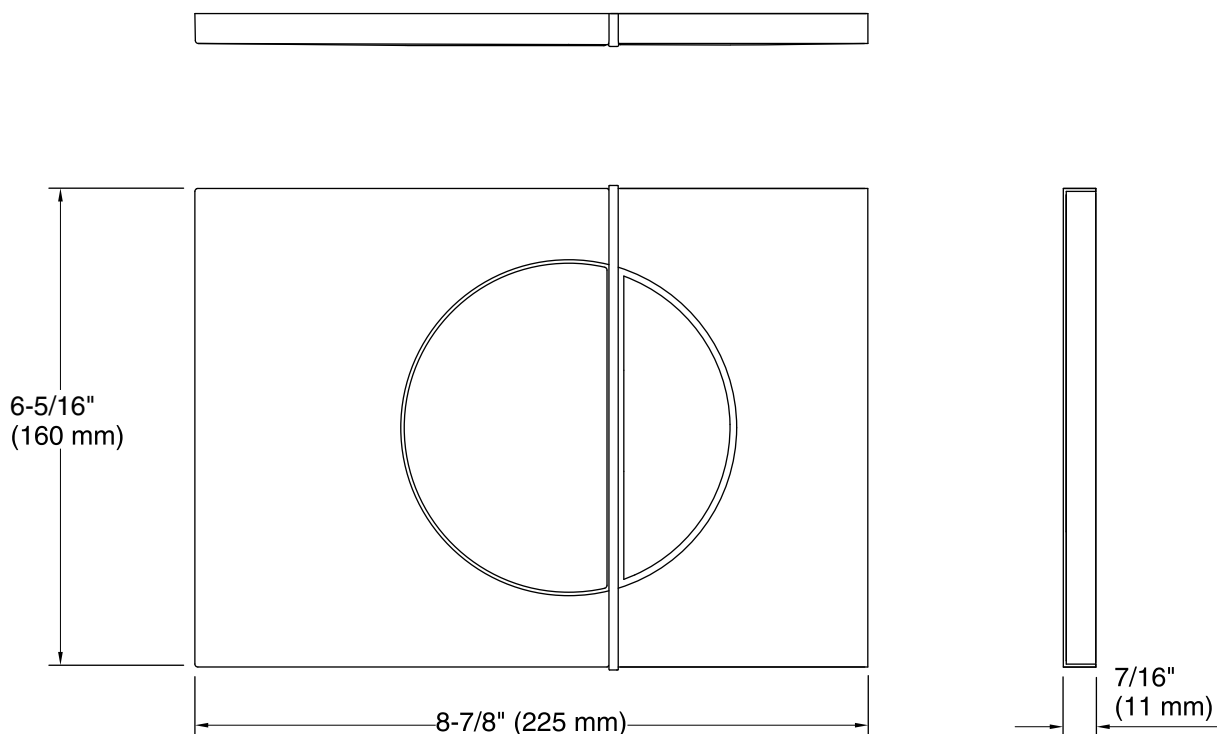
None Applicable

See website for detailed warranty information.

Available Color/Finishes

Color tiles intended for reference only.

Color	Code	Description
	CP	Polished Chrome
	0	White
	GW1	



Technical Information

All product dimensions are nominal.

Notes

Install this product according to the installation guide.