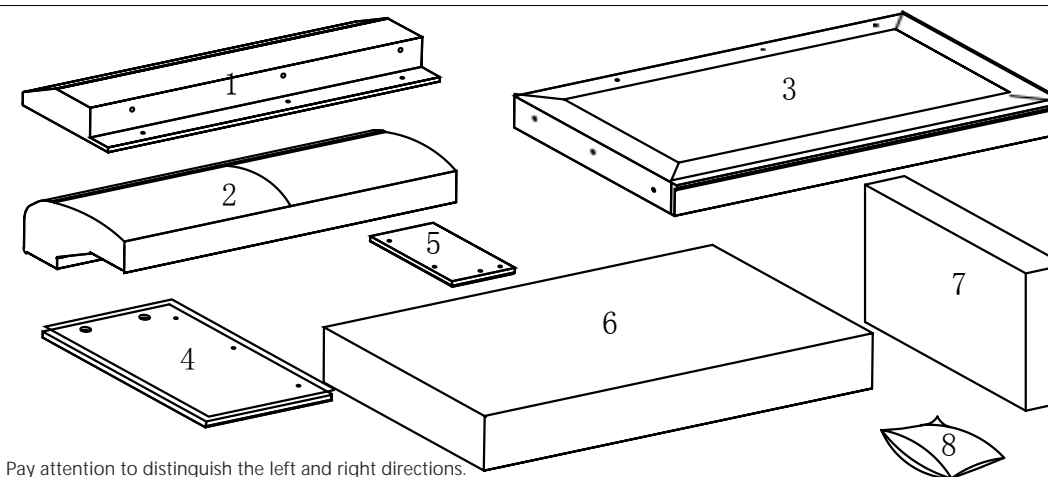
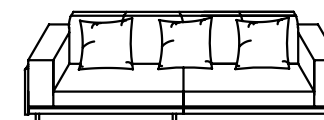


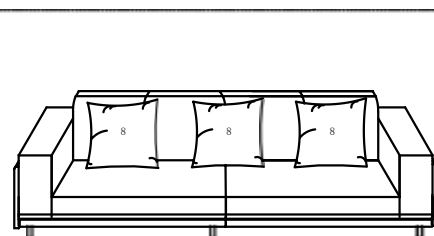
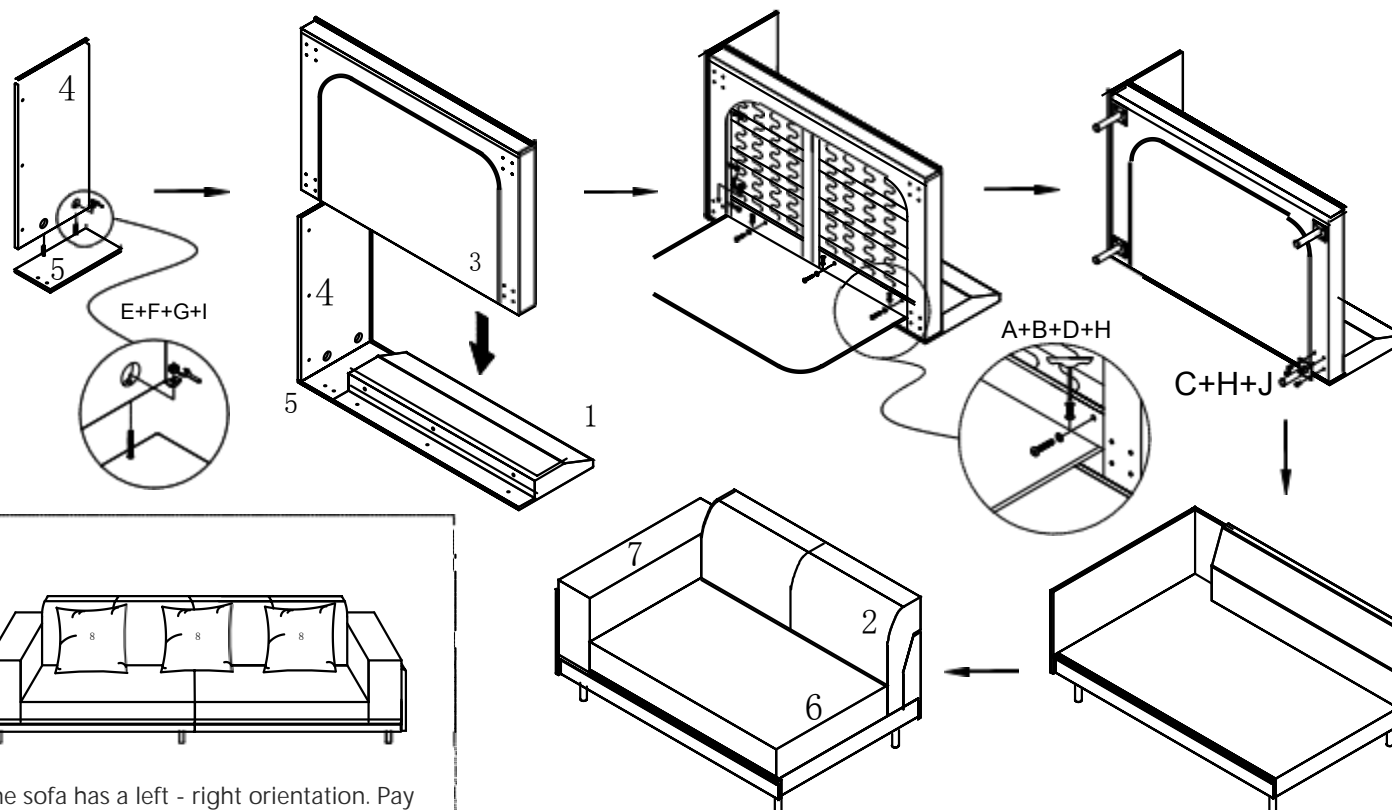
|   | sofa components                    | pieces |
|---|------------------------------------|--------|
| 1 | sofa backrest                      | 2      |
| 2 | Upholstered backrest               | 2      |
| 3 | sofa underframe                    | 2      |
| 4 | sofa armrest                       | 2      |
| 5 | The back panel of the sofa armrest | 2      |
| 6 | seat cushion                       | 2      |
| 7 | Upholstered armrest                | 2      |
| 8 | throw pillow                       | 3      |
| 9 | screw accessories                  | 1      |



## Installation Instructions



Two people are required to install it together.



The sofa has a left - right orientation. Pay attention to distinguish the left and right directions during installation.

## hardware fittings

|   |  |                               |    |
|---|--|-------------------------------|----|
| A |  | M8x55mm                       | 6  |
| B |  | M8x30mm                       | 16 |
| C |  | M8x16mm                       | 32 |
| D |  | Φ 8*18*1.2                    | 22 |
| E |  | semicircular fitting          | 4  |
| F |  | screw Ø8*65                   | 4  |
| G |  | screw accessories             | 4  |
| H |  | wrench 8mm                    | 1  |
| I |  | 8mm wrench                    | 1  |
| J |  | 15CM metal legs               | 8  |
| K |  | Φ 38<br>hole - position cover | 4  |