

Features

- Modular Cabinet - build arrays with lighting and cabinets to suit
- Quiet close Safeseal® Gasket
- Mirrored interior with 4 adjustable glass shelves
- Includes magnetic tool holder, razor/phone holder and 3 tier tray
- Includes installation hardware for recess mounting
- Can be recessed, semi-recessed (kit required) or surface mounted (kit required)

Construction

- Satin anodized aluminum body and door frame
- 3 mirror design – rear of cabinet and both sides of door
- Blum 170° self-closing hinges
- Safeseal® Gasket with sealed corners on cabinet body
- Adjustable shelving at 2" (5.1 cm) increments
- Clip-on accessories & magnet area provided with cabinet
- USB charging port
- Electric Option Cabinet:
 - Standard knock out for 1/2" (1.3 cm) cable connector
 - Wired internally - Front access serviceability
 - Sensor controlled LED Lit Shelf

Codes/Standards Applicable

- Electric Option Models are ETL certified to:
 - UL 962
 - CSA Standard C22.2 No. 68

Dimensions

Height: 39-3/8" (100 cm)
 Width: 19-1/4" (48.9 cm)
 Depth: 8-5/8" (21.9 cm) Surface, 7/8" (2.3 cm) Project from wall when recessed, and 5" (12.7 cm) Project from wall when Semi-Recessed

Options

- Left or Right hand hinged
- Plain or Beveled front mirror
- Flat or Arched top mirror
- Decorative or Digital Wood Glass
- E2 Electric includes USB, 120VAC outlet and Lighted Interior
- E4 Electric includes USB, 120VAC outlet and Lighted Interior, Door Defogger and Nightlight
- Other widths / heights / depths available

Installation Options

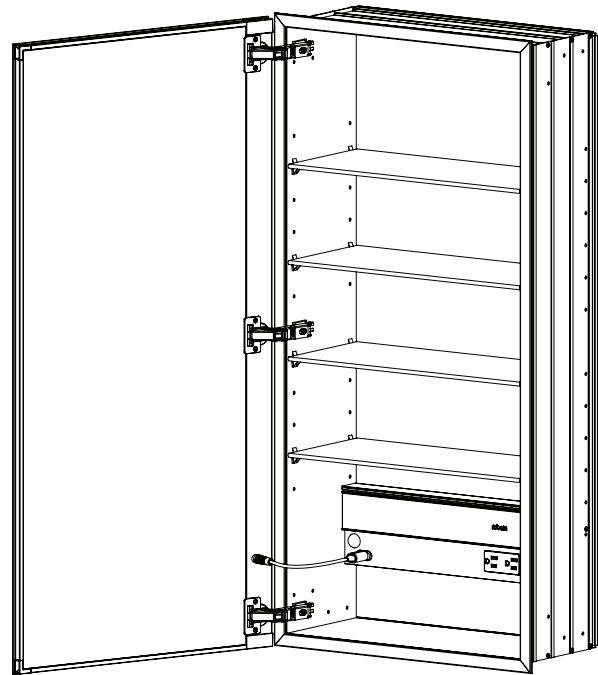
Recessed Mount - Rough Opening - 38-5/8" H x 18-1/2" W x 8" D (98.3 cm H x 47 cm W x 20.3 cm D)

Semi-Recessed Mount - Rough Opening - 38-5/8" H x 18-1/2" W x 4" D (98.3 cm H x 47 cm W x 10.2 cm D) Reference Surface Mount Kit when ordering
 MSMK40D8SRP – Plain Mirror Kit
 MSMK40D8SR## – Decorative Kit


Surface Mount - Reference Surface Mount Kit when ordering
 MSMK40D8B – Beveled Mirror Kit
 MSMK40D8P – Plain Mirror Kit
 MSMK40D8## – Decorative Kit

Gangs to M Series Cabinet - Reference M Ganging Kit when ordering - MGKIT

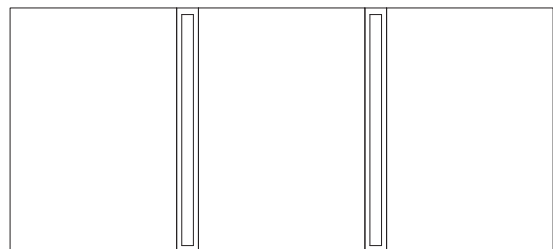
Gangs to M Series Lighting - Reference Ganging kit for the particular light option when ordering



(E4 Option Shown)



Ganging Cabinet-to-Cabinet Arrangement



Ganging Cabinet-to-Lights Arrangement

Model Number Key

| M Series | Cabinet | Width | Height | Depth | Door Style | Hinge Side | Options |
|----------|---------|-------|--------|-------|--|-----------------------|---|
| M | C | 20" | 40" | D8 | FP = Flat, Plain FB = Flat, Beveled AP = Arched, Plain AB = Arched, Beveled ## = Decorative Glass Option | L = Left R = Right | Blank = Non Electric E2 = Electric and Interior Light E4 = Electric, Interior Light, Defogger and Night Light |

Electrical System

- For electric Option Cabinets E2 or E4
- 120 VAC 60HZ 20A
- Field wire location as shown in drawing
- 1/2" conduit (Ø 7/8" actual) electrical knockout location shown below
- Low voltage LED light shelf
- USB charging port
- Low voltage LED door bottom nightlight with timer (E4)
- Door defogger (E4)

Optional Accessories

- Safety Lock Box – SLB
- Glass Bins
- Pull-out Magnifying Mirror – POMM
- Swing out Magnifying Mirror – SOMM
- Lit Magnifying Mirror with or w/o dock
- Handle Kits
- Push-to-open Kit

