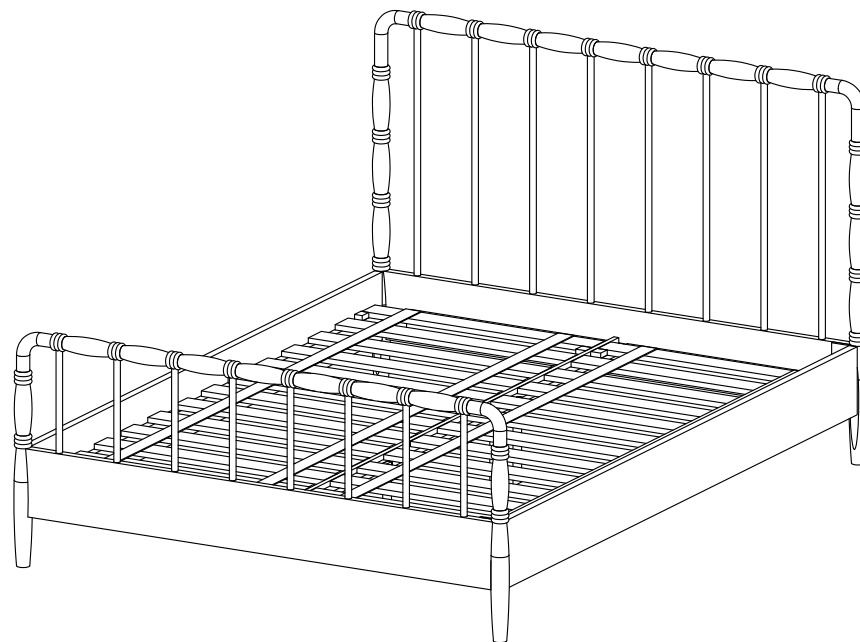


ASSEMBLY INSTRUCTIONS.







KING BED








THANK YOU FOR YOUR PURCHASE!

PARTS AND HARDWARE.

PARTS LIST

NO.	DESCRIPTION	IMAGE	Q'TY
P1	HEADBOARD		1
P2	FOOTBOARD		1
P3	SIDE RAIL		2
P4	CENTER RAIL		1
P5	SUPPORT LEG		2
P6	SLATS		2

HARDWARES LIST

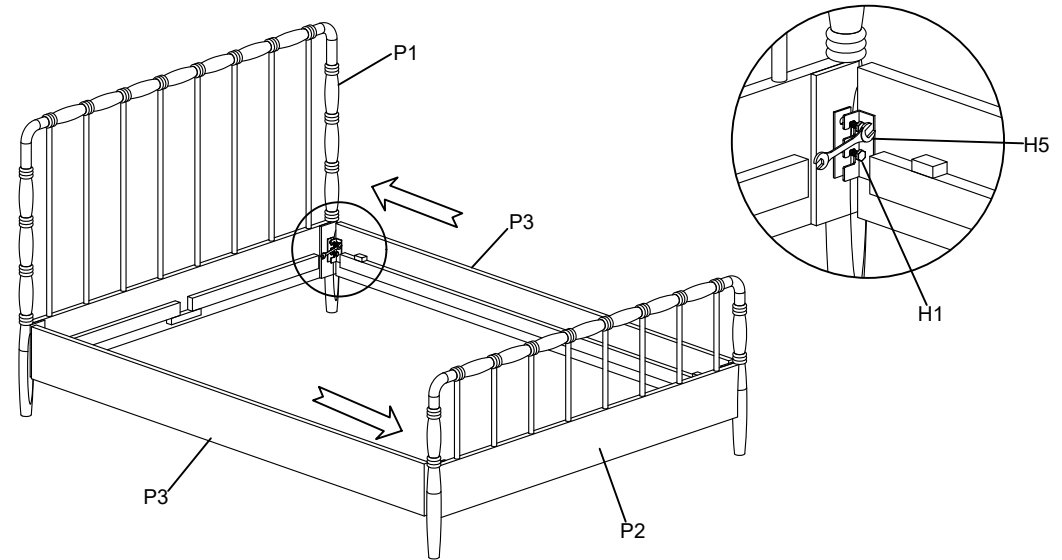
NO.	DESCRIPTION	IMAGE	QTY
H1	HEX BOLT (10x20 mm)		8
H2	HEX BOLT (10x100 mm)		2
H3	WASHER		4
H4	NUT		2
H5	SPANNER		1

NOTES.

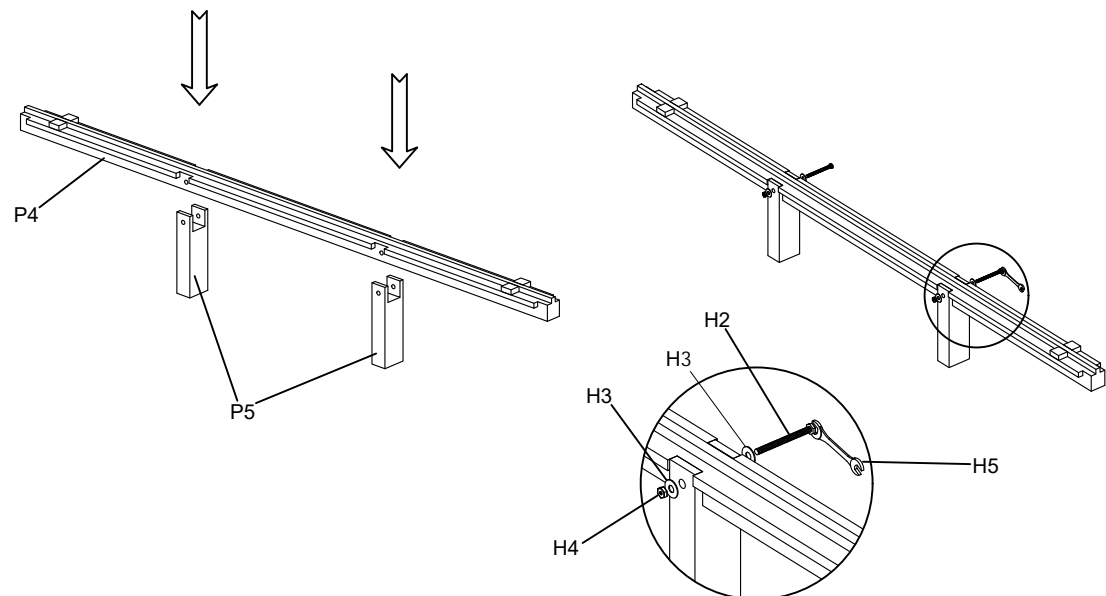
Thank you for purchasing this quality product! Be sure to check all packing material carefully for small part that may have come loose inside the carton during shipping.

CAUTION: The item is heavy, assembly should be performed by two people.

STEP 1.









STEP 2.








PARTS AND HARDWARE.

PARTS LIST

NO.	DESCRIPTION	IMAGE	Q'TY
P1	HEADBOARD		1
P2	FOOTBOARD		1
P3	SIDE RAIL		2
P4	CENTER RAIL		1
P5	SUPPORT LEG		2
P6	SLATS		2

HARDWARES LIST

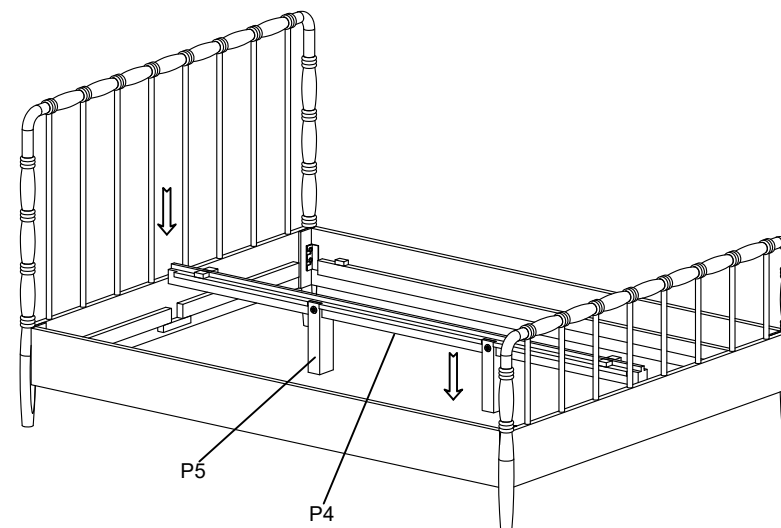
NO.	DESCRIPTION	IMAGE	QTY
H1	HEX BOLT (10x20 mm)		8
H2	HEX BOLT (10x100 mm)		2
H3	WASHER		4
H4	NUT		2
H5	SPANNER		1

NOTES.

Thank you for purchasing this quality product! Be sure to check all packing material carefully for small part that may have come loose inside the carton during shipping.

CAUTION: The item is heavy, assembly should be performed by two people.

STEP 3.



STEP 4.

