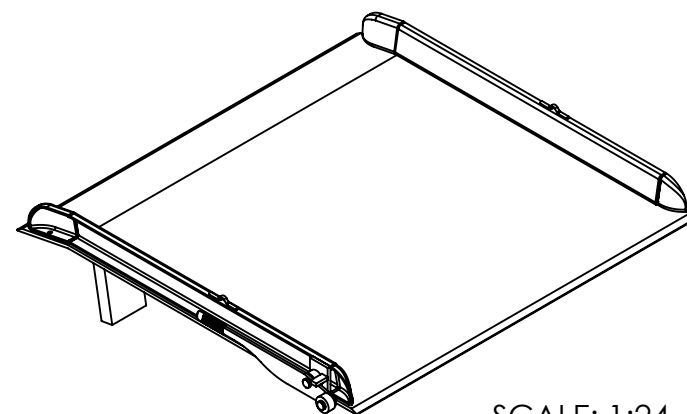
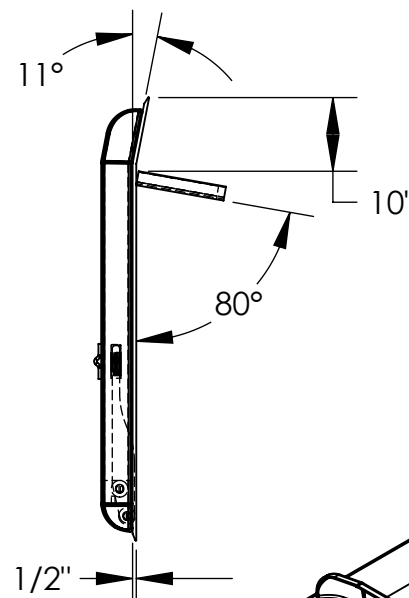
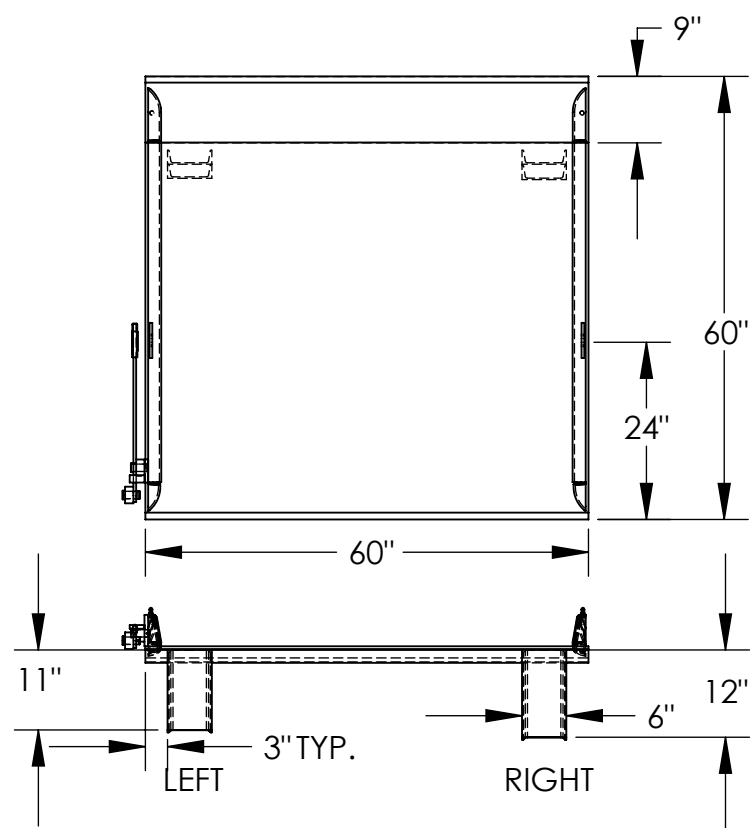


# STEEL TRUCK DOCKBOARD - TS-25-6060

APPROX WEIGHT: 579.53 lbs.  
DOES NOT INCLUDE WEIGHT OF POWER OR PACKAGING!!!

\*\*\* ANY ADDITIONS, DELETIONS, OR OMISSIONS MUST BE CORRECTED ON THIS DRAWING AS THIS DRAWING WILL BE CONSIDERED ALL INCLUSIVE \*\*\*

ALL GRAPHICS PROVIDED ARE FOR REFERENCE ONLY. IF CERTAIN DIMENSIONS ARE CRITICAL PLEASE VERIFY THOSE DIMENSIONS WITH YOUR SALESPERSON



SCALE: 1:24

## STANDARD FEATURES

MODEL NUMBER: TS-25-6060  
CAPACITY: 25,000 LBS  
OVERALL WIDTH: 60"  
OVERALL LENGTH: 60"  
DOCKPLATE THICKNESS: 1/2"  
LEVER LIFT IS STANDARD  
LOCKING LEGS ARE 6" WIDE  
RIGHT LEG LENGTH IS 12"  
LEFT LEG LENGTH IS 11"  
CROWN IS 11° & 9" FROM EDGE  
HEIGHT DIFFERENCE: 10"

## SPECIAL FEATURES

NONE

## \*OPTIONAL SPECIAL FEATURES

OPTIONAL 2 PINS (10-112-001) &  
2 CHAINS (1/4" CHAIN, 1,200 LBS  
36" LONG, W/HOOK)

\*AVAILABLE AT AN ADDITIONAL COST

APPROVAL

I, THE UNDERSIGNED, AGREE THAT THE PRODUCT AS REPRESENTED SATISFIES DESIGN AND DIMENSION REQUIREMENTS. I ALSO ACKNOWLEDGE MY DUTY TO CONFIRM PRODUCT AND INSTALLATION COMPLIANCE WITH ALL APPLICABLE FEDERAL, STATE AND LOCAL REGULATIONS AND STANDARDS.  
**ALL SPECIAL UNITS ARE NON-RETURNABLE**  
[ ] As drawn [ ] As marked

Signed: \_\_\_\_\_ Date: \_\_\_\_\_

LEAD TIME WILL START UPON RECEIPT  
OF SIGNED APPROVAL DRAWING

DISTRIBUTOR'S NAME:

VESTIL MANUFACTURING

DRAWN BY:

ADL

DATE:

12/21/05

REFERENCE:

X

SCALE: 1:26

QUOTED LEAD TIME:

X

QUOTE #

X

P.O.#

X

W.O.#

X

SALES:

X

FILE NAME:

10-007-101